SMALL RELIGIOUS EDUCATION FACILITY
ARMY STANDARD DESIGN

VARIOUS LOCATIONS (CONUS)

DESIGN FILE	DRAWING NUMBER	SHEET NUMBER	DESCRIPTION
RF_ESG-101.DGN	G-101	1	COVER SHEET AND INDEX
RF_ESC-100.DGN	C-100	2	SMALL RELIGIOUS EDUCATION FACILITY GENERIC SITE PLAN
RF_ESA-100.DGN	A-100	3	SMALL RELIGIOUS EDUCATION FACILITY FLOOR PLAN
RF_ESA-200.DGN	A-200	4	SMALL RELIGIOUS EDUCATION FACILITY BUILDING ELEVATIONS
RF_ESI-100.DGN	I-100	5	SMALL RELIGIOUS EDUCATION FACILITY FURNITURE LAYOUT

THIS PROJECT WAS DESIGNED BY THE OMAHA DISTRICT OF THE US ARMY CORPS OF ENGINEERS. THE INITIALS OR SIGNATURES AND REGISTRATION DESIGNATIONS OF INDIVIDUALS APPEAR ON THESE PROJECT DOCUMENTS WITHIN THE SCOPE OF THEIR EMPLOYMENT AS REQUIRED BY ER 1110-1-8152.

THE FOLLOWING SIGNATURES BELOW INDICATE OFFICIAL APPROVAL OF ALL DRAWINGS IN THIS SET DATED _____

SUBMITTED BY: RA CHIEF: ARCH SECTION	
SUBMITTED BY: PE CHIEF: CIVIL SECTION	
SUBMITTED BY: PE CHIEF: ELECT SECTION	
SUBMITTED BY: PE CHIEF: ENVIR SECTION	
SUBMITTED BY: PE CHIEF: MECH SECTION	
SUBMITTED BY: PE CHIEF: STRUCT/INTER SECTION	
SUBMITTED BY: PE CHIEF: GEOT SECTION	
SUBMITTED BY: CADD PROJECT COORD.	

US Army Corps
of Engineers
Omaha District

JUNE 2012

CENTER OF STANDARDIZATION PROGRAM

US Army Corps
of Engineers
Omaha District

ARMY RELIGIOUS EDUCATION FACILITY

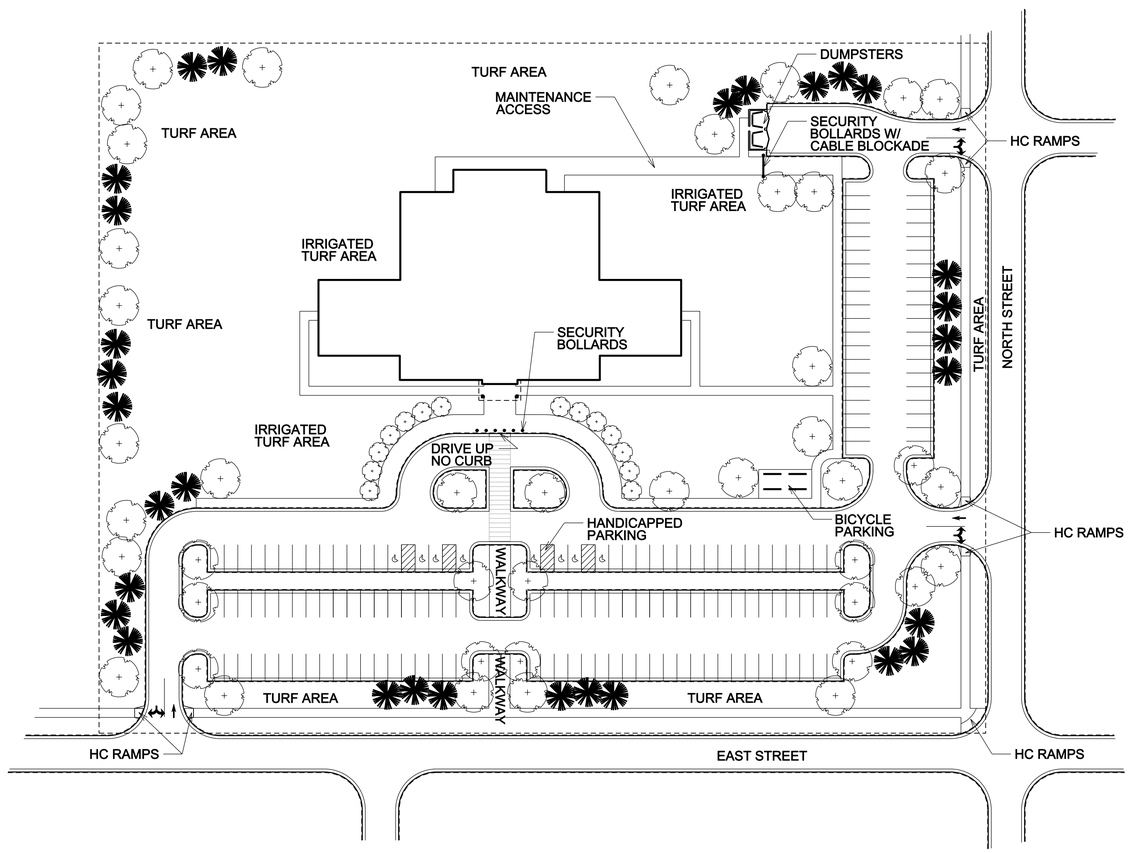

SMALL RELIGIOUS EDUCATION FACILITY CONCEPTUAL SITE PLAN

50' 25' 0 50'

SCALE: 1" = 50'-0"

US Army Corps of Engineers®
OMAHA DISTRICT

MARK	DESCRIPTION	DATE	APPR.

MARK	DESCRIPTION	DATE	APPR.

DESIGNED BY: T.JD
DWN BY: T.JD
CKD BY: JVH
SUBMITTED BY: X
DATE: JULY 2012
SOLICITATION NO.: Z
CONTRACT NO.: Z
FILE NUMBER: Z
PLOT SCALE: 1:1
PLOT STYLE: PDF.CTB
PLOT DATE: 8/16/2012
SIZE: 011.11in / in.
FILE NAME:

US ARMY ENGINEER DISTRICT
CORPS OF ENGINEERS
OMAHA, NEBRASKA

VARIOUS LOCATIONS
3D BIM TRANSLATION
ARMY STANDARD DESIGN
RELIGIOUS EDUCATION FACILITY
SMALL RELIGIOUS EDUCATION FACILITY
GENERIC SITE PLAN

SHEET IDENTIFICATION
C-100

P:\0904_Projects\CPL-REF_0904\Con_Docs\CAD_Sheets\Landscape\RF_ESC-100.dwg
GEEDXT.JD

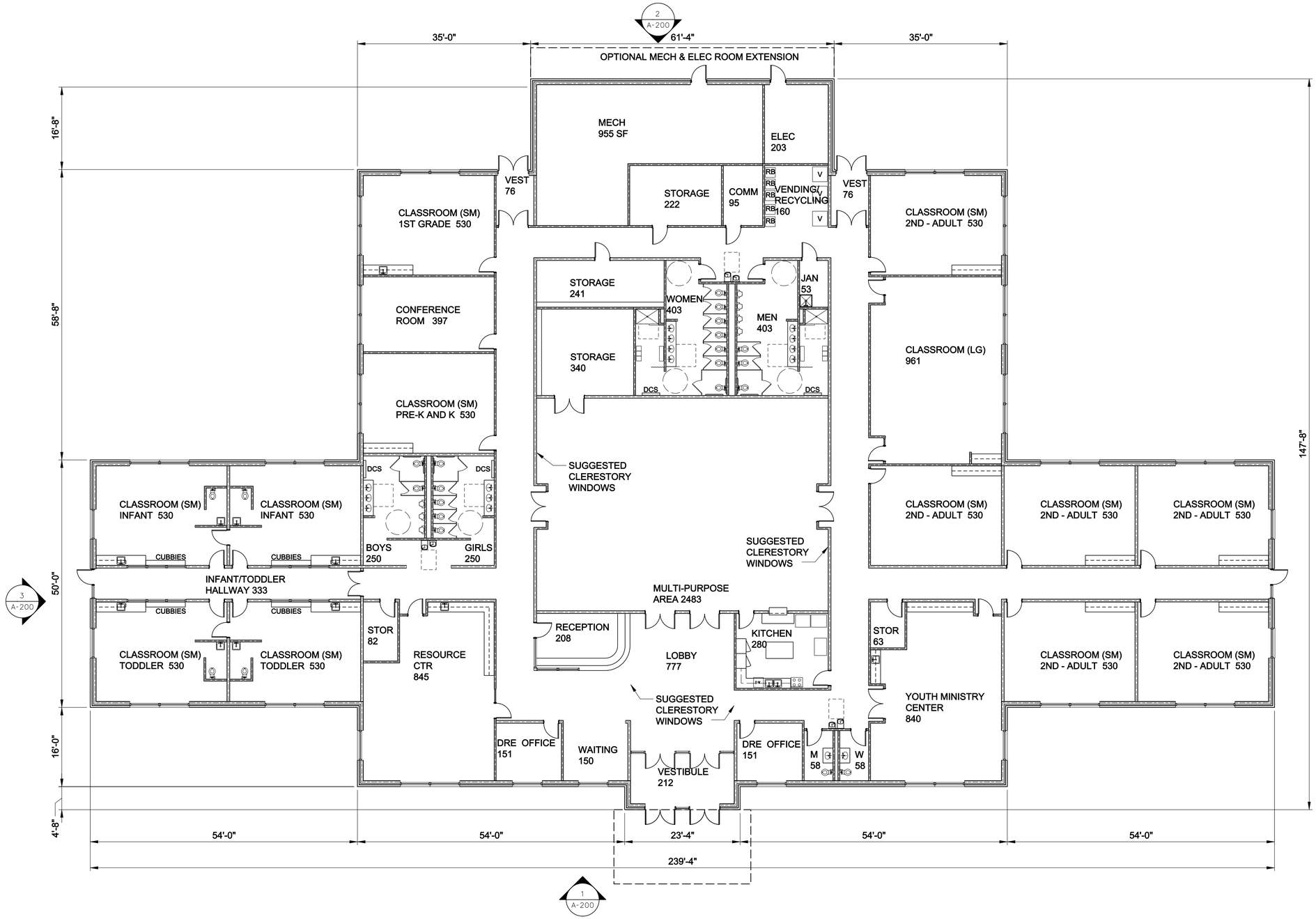

SMALL
23,006 SF
(PLUS APPROX. 200 SF CANOPY)

LEGEND

DCS	DIAPER CHANGING STATION
RB	RECYCLE BIN
V	VENDING MACHINE

GENERAL NOTES:

1. REFER TO THE ARMY STANDARD AND ARMY STANDARD DESIGN DOCUMENTS FOR ALL FACILITY DESIGN REQUIREMENTS INCLUDING THOSE THAT MAY NOT BE ILLUSTRATED IN THESE PLANS.

2. THE LOCATION AND NUMBER OF BUILDING ACCESSORIES (MARKER BOARDS, TACK BOARDS, TOILET ACCESSORIES, DIRECTORIES, ETC.) IS FLEXIBLE. PLEASE SEE ROOM FURNISHING REQUIREMENTS IN STANDARD DESIGN TEXT (AS WELL AS ANY APPLICABLE CODES AND CRITERIA) FOR SPECIFIC FURNISHING REQUIREMENTS. EACH INSTALLATION MAY ADD TO THESE REQUIRED FURNISHINGS TO THE EXTENT THAT THEY DO NOT CONFLICT WITH OTHER ARMY STANDARD DESIGN REQUIREMENTS.

3. THE NUMBER AND LOCATION OF MEDIA CONSOLES IS FLEXIBLE BASED ON THE NEEDS OF EACH INSTALLATION AND USER GROUP. THIS DOCUMENT ILLUSTRATES SOME OF THE POSSIBLE LOCATIONS FOR MEDIA CONSOLES.

16' 8' 0 16'

SCALE: 3/32" = 1'-0"

US Army Corps of Engineers®
OMAHA DISTRICT

MARK	DESCRIPTION	DATE	APPR.	MARK	DESCRIPTION	DATE	APPR.

DESIGNED BY:
DWN BY:
CKD BY:
SUBMITTED BY:
PLOT SCALE:
PLOT DATE:
SIZE:
FILE NAME:
DATE: JULY 2012
SOLICITATION NO.: Z
CONTRACT NO.: Z
FILE NUMBER: Z

US ARMY ENGINEER DISTRICT
CORPS OF ENGINEERS
OMAHA, NEBRASKA

VARIOUS LOCATIONS
3D BIM TRANSLATION
ARMY STANDARD DESIGN
RELIGIOUS EDUCATION FACILITY

SHEET IDENTIFICATION

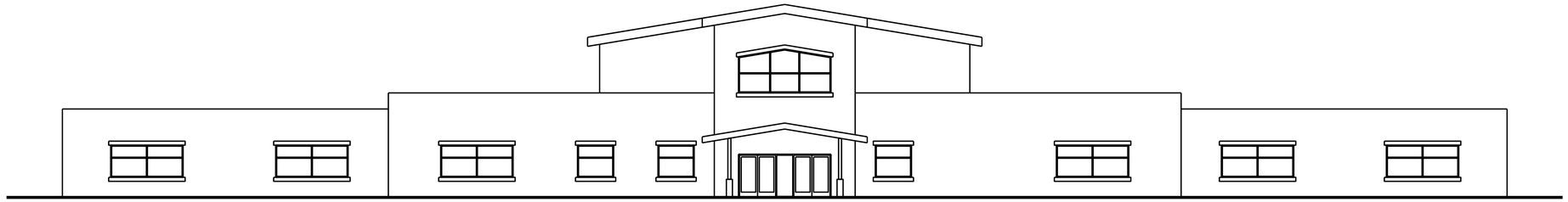

1 A-100 BUILDING ELEVATION
3/32" = 1' 0"

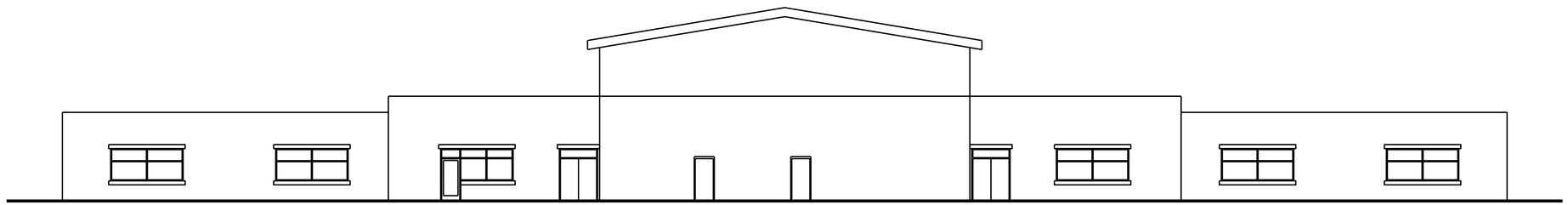

2 A-100 BUILDING ELEVATION
3/32" = 1' 0"

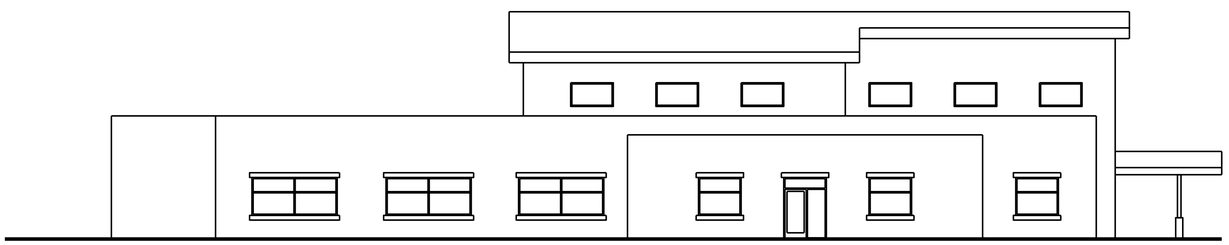

3 A-100 BUILDING ELEVATION
3/32" = 1' 0"

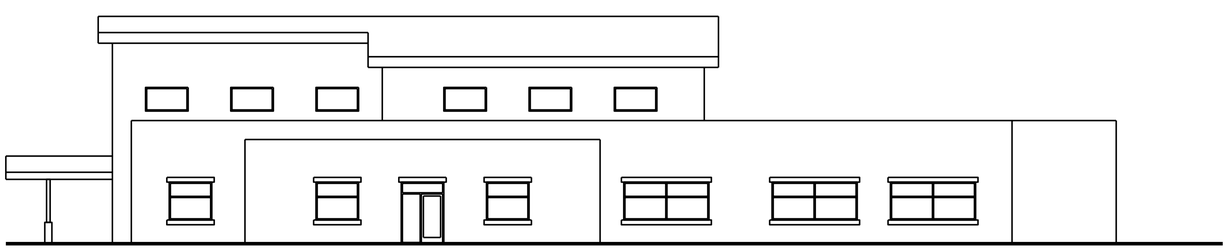

4 A-100 BUILDING ELEVATION
3/32" = 1' 0"

16' 8' 0 16'

SCALE: 3/32" = 1'-0"

US Army Corps of Engineers®
OMAHA DISTRICT

MARK	DESCRIPTION	DATE	APPR.

MARK	DESCRIPTION	DATE	APPR.

US ARMY ENGINEER DISTRICT
CORPS OF ENGINEERS
OMAHA, NEBRASKA

DESIGNED BY: X
DWN BY: ACW
CKD BY: X
SUBMITTED BY: X
DATE: JULY 2012
SOLICITATION NO.: Z
CONTRACT NO.: Z
FILE NUMBER: Z
PLOT SCALE: 0' 1' 2' 3' 4' 5'
PLOT DATE: 8/16/2012
SIZE:
FILE NAME: RF_ESA-200.dgn

VARIOUS LOCATIONS
3D BIM TRANSLATION
ARMY STANDARD DESIGN
RELIGIOUS EDUCATION FACILITY

SMALL RELIGIOUS EDUCATION FACILITY
BUILDING ELEVATIONS

SHEET IDENTIFICATION
A-200

A:\0904_Projects\CPL-REF_0904\Con_Docs\CAD_Sheets\Architectural\RF_ESA-200.dgn

GEDXAW9

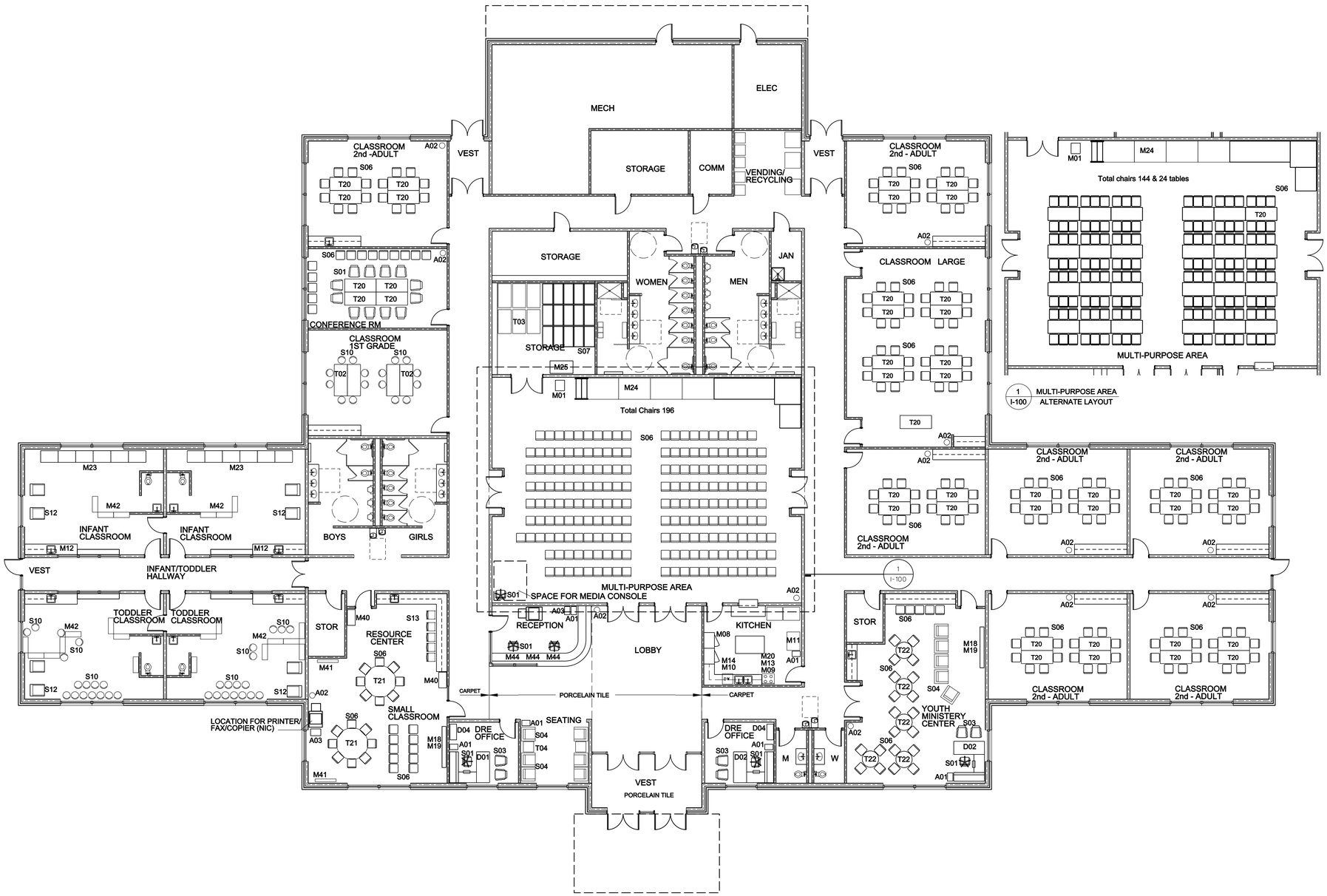

FURNITURE PLAN

16' 8' 0 16'

SCALE: 3/32" = 1'-0"

FURNITURE AND EQUIPMENT LEGEND

ADMIN FURNITURE

ACCESSORIES:
A01 SMALL TRASH RECEPTACLE
A02 LARGE TRASH RECEPTACLE
A03 PAPER RECYCLE RECEPTACLE

DESKS AND STORAGE:
D01 U-SHAPED WORKSTATION, R-RETURN
D02 U-SHAPED WORKSTATION, L-RETURN
D03 NOT USED
D04 BOOKCASE

MISCELLANEOUS:
M01 PORTABLE PODIUM
M02 NOT USED
M03 NOT USED
M04 NOT USED
M05 NOT USED
M06 NOT USED
M07 NOT USED
M08 REFRIGERATOR
M09 RANGE
M10 DISHWASHER
M11 ICE MACHINE
M12 UNDERCOUNTER REFRIGERATOR
M13 MICROWAVE
M14 WARMING DRAWER
M15 NOT USED
M16 NOT USED
M17 PORTABLE PROJECTOR
M18 TV
M19 MEDIA PLAYER
M20 RANGE HOOD
M21 NOT USED
M22 NOT USED
M23 CRIB
M24 STAGE
M25 STAGE DOLLY
M40 STORAGE CABINET
M41 OPEN DISPLAY SHELVING
M42 LOW DISPLAY SHELVING

SEATING:
S01 DESK CHAIR
S02 NOT USED
S03 GUEST CHAIR
S04 LOUNGE CHAIR
S05 NOT USED
S06 STACKING CHAIR
S07 STACKING CHAIR DOLLY
S08 NOT USED
S09 NOT USED
S10 SMALL CHILDREN'S CHAIR
S11 MEDIUM CHILDREN'S CHAIR
S12 ROCKER/GLIDER
S13 HIGH STOOL

TABLES:
T01 NOT USED
T02 CHILDREN'S TABLE
T03 TABLE DOLLY
T04 LOBBY END TABLE
T05 NOT USED
T06 NOT USED
T20 CLASSROOM TABLE
T21 72" DIA TABLE
T22 36" DIA TABLE
T23 CHILDREN'S CRESENT TABLE

NOTES:

1. COORDINATE METHOD OF PURCHASE AND INSTALLATION OF FURNITURE AND EQUIPMENT (PACKAGES ONE AND TWO) WITH THE GOVERNMENT, UNLESS OTHERWISE NOTED.
2. WHITE BOARD (WB) AND BULLETIN BOARD (BB) ARE CF/CI.

US Army Corps of Engineers®
OMAHA DISTRICT

MARK	DESCRIPTION	DATE	APPR.	MARK	DESCRIPTION	DATE	APPR.

US ARMY ENGINEER DISTRICT
CORPS OF ENGINEERS
OMAHA, NEBRASKA

DESIGNED BY: MEL | DATE: JULY 2012 | SOLICITATION NO.: Z
DWN BY: MEL | CKD BY: WRB | CONTRACT NO.: Z
SUBMITTED BY: WRB | FILE NUMBER: 8/16/2012
PLOT SCALE: 1:1 | PLOT DATE:
PLOT DATE: | FILE NAME: RF_ESI-100.dgn
SIZE:

VARIOUS LOCATIONS
3D BIM TRANSLATION
ARMY STANDARD DESIGN
RELIGIOUS EDUCATION FACILITY

SMALL RELIGIOUS EDUCATION FACILITY
FURNITURE LAYOUT

SHEET IDENTIFICATION
I-100

G6EDXAW9 A:\0904_Projects\CPL-REF_0904\Con_Docs\CAD_Sheets\Interiors\RF_ESI-100.dgn