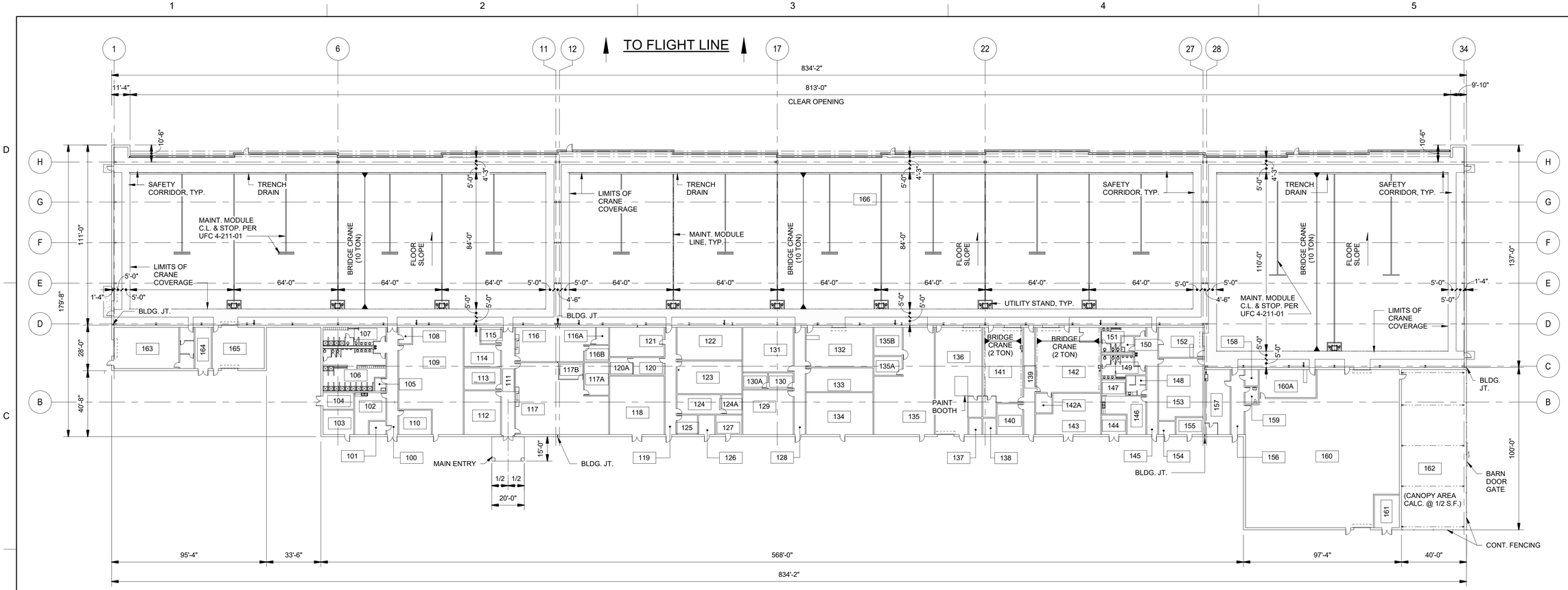

1 A-101 FLOOR PLAN

1/32" = 1'-0"

ROOM SCHEDULE		
ROOM NO.	ROOM NAME	NSF (AS SHOWN)
100	CORRIDOR	500
101	TELECOMM ROOM	80
102	BREAK ROOM	400
103	ELECTRICAL ROOM	280
104	MECHANICAL ROOM	190
105	JANITOR CLOSET	50
106	MEN'S RESTROOM	810
107	WOMEN'S RESTROOM	360
108	FIRE PROTECTION	80
109	CONTRACTOR LOGISTICS SUPPORT (CLS)	2,200
110	POL OFFICE	300
111	CORRIDOR	530
112	TEST PILOTS	600
113	ALSE SHOP	290
114	LOGISTICS ASSISTANCE REPRESENTATIVES (LARS)	410
115	SAFETY OFFICE	120
116	PRODUCTION CONTROL	960
116A	ULLS-A	80
116B	PRODUCTION CONTROL OFFICE	150
117	QUALITY CONTROL	2,050
117A	TECHNICAL LIBRARY	300
117B	QUALITY CONTROL OFFICE	150
118	MECHANICAL ROOM	1,210
119	CORRIDOR	440
120	NVG SHOP	200
120A	NVG STORAGE	150

ROOM SCHEDULE		
ROOM NO.	ROOM NAME	NSF (AS SHOWN)
121	DISTRIBUTED/COMPUTER BASED TRAINING (DT/CBT) ROOM	600
122	NAVIGATION FLIGHT CONTROL ROOM	800
123	ELECTRICAL REPAIR SHOP	800
124	COMM REPAIR SHOP	320
124A	COMSEC STORAGE	150
125	AVIONICS	150
126	TELECOMM ENTRY ROOM (TER)	120
127	MAIN ELECTRICAL ROOM	190
128	CORRIDOR	440
129	AH-64 REPAIR SECTION	850
130	AIRFRAME REPAIR PLATOON	150
130A	AIRFRAME REPAIR PLATOON OFFICE	150
131	UH-60 REPAIR SHOP	850
132	SPECIAL TOOLS	1,000
133	TECHNICAL SHOP SUPERVISOR	600
134	FIRE SUPPRESSION ROOM	1,060
135	WEAPONS SYSTEM/FIRE CONTROL REPAIR SHOP	1,900
135A	ARMAMENT REPAIR PLATOON OFFICE	200
135B	ARMS VAULT - AIRCRAFT MOUNTED WEAPONS	300
136	STRUCTURAL REPAIR SHOP	1,800
137	MECHANICAL ROOM	80
138	TELECOMM ROOM	80
139	CORRIDOR	440
140	COMPONENT REPAIR PLATOON	300
141	POWER PLANT SHOP	1,210
142	POWERTRAIN SHOP	1,600

ROOM SCHEDULE		
ROOM NO.	ROOM NAME	NSF (AS SHOWN)
142A	NDI TESTING	120
143	MECHANICAL ROOM	880
144	COMPRESSOR ROOM	180
145	CORRIDOR	570
146	BREAK ROOM	440
147	RECYCLE STORAGE	140
148	LACTATION ROOM	140
149	MEN'S RESTROOM	300
150	JANITOR/STORAGE	70
151	WOMEN'S RESTROOM	250
152	CH-47 SPECIAL TOOLS	500
153	CH-47 REPAIR SECTION	1,000
154	TELECOMM ROOM	80
155	ELECTRICAL ROOM	170
156	CORRIDOR	320
157	PNEUDRAULICS	600
158	FIRE SUPPRESSION	80
159	UNISEX TOILET	80
160	AIRCRAFT PARTS SUPPLY	8,070
160A	AIRCRAFT PARTS SUPPLY OFFICE	600
161	MECHANICAL ROOM	310
162	COVERED STORAGE	3,950
163	COMPOSITE/BLADE REPAIR SHOP	1,240
164	MECHANICAL ROOM	250
165	WELDING/MACHINE SHOP	810
166	AIRCRAFT MAINTENANCE BAY	91,420

GROSS AREA SCHEDULE (GSF)		
FLOOR	AREA DESCRIPTION	GSF (AS SHOWN)
FIRST	ADMINISTRATIVE AND SHOP AREAS	50,800 SF
FIRST	AIRCRAFT MAINTENANCE BAY	92,900 SF
TOTAL		143,700 SF

MAXIMUM ALLOWABLE AREA (GSF) = 157,500 S.F. THIS ALLOWANCE INCLUDES COVERED CANOPIES CALCULATED AT 1/2 SQUARE FOOTAGE.

THE FLOOR PLAN INDICATES THE ARMY STANDARD DESIGN IN SCHEMATIC FORM. THE DESIGNER OF RECORD (D.O.R.) IS ALLOWED TO MAKE ADJUSTMENTS FOR THE EXTERIOR FACADE/ARCHITECTURE THEME, AND/OR TO ACCOMODATE SPECIFIC BUILDING ENGINEERING SYSTEMS (STRUCTURAL, MECHANICAL, ELECTRICAL, FIRE PROTECTION, SUSTAINABLE DESIGN, ETC. THESE ADJUSTMENTS WILL BE EVALUATED BY THE CENTER OF STANDARDIZATION (CoS) DURING ITS COMPLIANCE REVIEW.

THE OVERALL BUILDING DIMENSIONS, AND THE VALUE FOR THE GROSS BUILDING AREA IS FOR THE STANDARD LAYOUT SHOWN AND IS PREDICATED ON AN ASSUMED EXTERIOR WALL THICKNESS OF 16" INCHES. IT IS UNDERSTOOD THAT THE ACTUAL GROSS BUILDING AREA WILL VARY DEPENDING ON THE WALL SYSTEM/MATERIAL SELECTED FOR A SPECIFIC PROJECT. A REDUCED OVERALL GROSS AREA IS PERMISSIBLE IF ALL NET PROGRAM REQUIREMENTS AND ADJACENCIES ARE SATISFIED, BUT IN NO CASE MAY THE MAXIMUM GROSS AREA FOR THE FACILITY BE EXCEEDED. UNLESS NOTED OTHERWISE, ALL DIMENSIONS ARE TO THE OUTFACE OF WALLS.

FOR PLANNING PURPOSES, THE FLOOR TO FLOOR HEIGHT IS DRAWN AT 16 FEET IN THE REVIT FILE. THE DESIGNER OF RECORD SHOULD RE-EVALUATE THE FLOOR TO FLOOR HEIGHT BASED ON DESIGN CONDITIONS FOR EACH HANGAR AND ADJUST DESIGN ELEMENTS ACCORDINGLY.

GRAPHIC SCALE:

32' 0 32' 64'

SCALE: 1/32" = 1' - 0"

US Army Corps of Engineers ®
MOBILE DISTRICT

MARK	DESCRIPTION	DATE	APPR.

ISSUE DATE: OCTOBER 2019
SOLICITATION NO.: -
CONTRACT NO.: -
FILE NUMBER:
DESIGN BY: CCS
DRAWN BY: D. GRIFFIN
CKD BY: J. WAHLERS
SBMT BY: D. SMITH
PLOT DATE: 2/27/2020 3:42:57 PM
PLOT SCALE: 1/32" = 1'-0"
SIZE: 22" x 34"
FILE NAME:

US ARMY CORPS OF ENGINEERS
MOBILE DISTRICT
MOBILE, ALABAMA

DEPARTMENT OF THE ARMY
FACILITIES STANDARDIZATION PROGRAM
AVIATION SUPPORT BATTALION (ASB)
AIRCRAFT MAINTENANCE HANGAR
FLOOR PLAN

SHEET IDENTIFICATION
A-101
SHEET OF 0

NOTIONAL PLAN - NOT FOR CONSTRUCTION

FURNITURE AND FIXTURE SCHEDULE

MARK	DESCRIPTION
CH1	CH1 Chair, Task, Ergonomic w/arms on casters
CH2	CH2 Stool, Adjustable (16-32 in) w/back support and casters
CH3	CH3 Chair, Guest, Executive
CH4	CH4 Chair, Guest
CH5	CH5 Chair, Conference w/arms on casters
CH6	CH6 Chair, Training w/arms on casters
CH7	CH7 Chair, w/glides, Stackable (Breakroom)
CH8	CH8 Chair, Lounge w/Cup Holder and Tablet Arm
CH9	CH9 Dolly, Chair, Stacking
FS1	FS1 Bookcase, w/5 adjustable shelves, Steel (36"W x 15"D x 72"H)
FS2	FS2 Cabinet, File, 4 Drawer Lateral, Steel (30"W x 18"D x 50"H)
FS3	FS3 Cabinet, File, 2 Drawer Lateral, Steel (30"W x 18"D 27"H)
FS4	FS4 Cabinet, File, 5-drawer vertical, Lockable, Steel (28"W x 15"D x 60"H)
FS5	FS5 Cabinet, File Safe, 4-drawer, Lockable, Steel, GSA approved (Req'd w/SIPR access) (30"W x 20"D x 52"H)
FS6	FS6 Cabinet, Storage, Printer, Steel (72"W x 30"D x 30"H)
FS7	FS7 Cabinet, Storage, Printer, Steel (48"W x 30"D x 30"H)
FS8	FS8 Sorter, Mail, Steel (60"Wx16"Dx24"H) 20 Slot
L1	L1 Locker, Flight Gear, Steel (24"Wx18"Dx72"H) Single Tier
L3	L3 ALSE Locker 30x30x30
LN2	LN2 Lecturn, Mobile w/microphone and AV Connectivity
MB1	MB1 Marker Board (34"W x 23"H)
MB2	MB2 Marker Board (96"Wx48"H)
MB3	MB3 Marker Board (72"Wx48"H)
MB4	MB4 Bulletin Board (60"Wx36"H)
MB5	MB5 Map Board (192"Wx96"H)
PS1	PS1 Projector Screen Motorized (10x9)
PS2	PS2 Projector Screen Motorized (8x8)
SC1	SC1 Cabinet, Storage, Standard, Lockable, Steel (36"W x 24"D x 78"H) w/Shelving
SC01	SC01 Cabinet, Storage, Bench Stock (VIDMARS) (30" W x 28" D x 59" H) Multiple configurations of combination drawer and open shelf units
SC2	SC2 Cabinet, Storage, Standard, Lockable, Steel (60"W x 24"D x 60"H) w/Shelving
SC02	SC02 Cabinet, Modular, Drawer, Counter Height 30x28x44
SC3	SC3 Cabinet, Storage, Steel, Flammable, 45 Gallon (43"W x 18"D x 65"H) w/shelves
SC4	SC4 Cabinet, Storage, Steel, Lockable, (36x57x24) w/shelves for 30 Night Vision Goggles
SC5	SC5 Cabinet, Storage, HD, Tools, Lockable, Steel (36"W x 24"D x 78"H) w/Shelving
SC6	SC6 Cabinet, Storage, HD, Tools, Lockable, Steel (60"W x 24"D x 60"H) w/Shelving
SH1	SH1 Shelving, Steel, Wire mesh enclosed, 5 shelves, (72"W x 24"D x 96"H) on casters
SH2	SH2 Shelving, Steel, Industrial (72"W x 36"D x 72"H) 3 Shelves
SR1	SR1 Rack, Storage, Steel, Tubular (96"W x 48"D x 48"H) for Sheet Metal Storage

FURNITURE AND FIXTURE SCHEDULE

MARK	DESCRIPTION
SR2	SR2 Rack, Storage, Tubular (192"W x 72"D x 72"H)
SR3	SR3 Rack, Storage, Steel, Industrial (72x24x72) w/4 Shelves
SR4	SR4 Rack, Storage, Steel (48x30x84) w/4 Shelves
SR6	SR6 Rack, Stoarge, Steel (42"W x 17"D x 78"H) for Individual Weapons
SR7	SR7 Rack, Storage, Steel (48"Wx24"Dx78"H) w/Small Parts Plastic Tilt Out Organizer Bins on Mobile Base
SR9	SR9 Rack, Steel, Bulk Storage (96"W x 48"D x 72"H) 3 Shelves
SR10	SR10 Rack, Storage, High Density System
TB1	TB1 Table, Steel frame w/Plastic Laminated top, Conference, w/Plastic Laminate top, 6-person (84"L x 40"W X 29"H)
TB2	TB2 Table, Conference, 8 Person (96x40)
TB3	TB3 Table, Conference, 10-person (120"L x 42"W x 29"H)
TB4	TB4 Table, Training, (72"L x 30"D x 29"H) , Foldable & Stackable w/Casters and modesty panel
TB5	TB5 Table, Training (60"L x 30"W) Foldable & Stackable w/Casters and modesty panel
TB6	TB6 Table, Steel Frame w/Plastic Laminated top (72" x 36" X29"H)
TB7	TB7 Table, Wood, Map (60"L x 30"D) Adjustable, tilting top (Custom Build), Stain Finish
TB8	TB8 Table, Steel Frame w/Plastic Laminated top (48"W x 30"D x 29"H)
WB1	WB1 Workbench, Steel w/solid wood Top (96"L x 30"D x 38"H) w/4 drawer unit below Center
WB2	WB2 Workbench, Steel w/solid wood Top (96"L x 30"D x 38"H) solid hardwood worktop with grounding points and wrist straps, 4 drawer unit centered, one deep shelf the length of table with safety lip and task lighting, provide metal power strip with 6 receptacles minimum
WB3	WB3 Workbench, Steel (96"L x 30"D x 38"H) w/ESD worktop and grounding points, wrist straps, riser shelving (Shelf 1, 15"Hx12"D/Shelf 2, 12"Hx12"D) and task lighting, five 5 drawer unit below Center, provide metal power strip with 8 receptacles minimum
WB5	WB5 Workbench, Steel (72"L x 30"D x 38"H) w/stainless steel over MDF core worktop w/above surface modular accessory system w/power strip with 6 receptacles minimum, 4 drawer unit below
WS1	WS1 Workstation, L-Shaped, Steel w/Laminate Worksurface (72" x 72" x 28"H) Provide keyboard tray, Box/Box File & File/File Storage, Overhead Locking Storage, task lighting, tack board, and full modesty pane
WS2	WS2 Workstation, Steel w/Plastic Laminate work surface (72" x 30" X 28"H) Provide keyboard tray, Box/Box File and File/File Storage, Overhead Storage and task lighting and full modesty pane
WS3	WS3 Workstation, Steel, Left Hand w/Plastic Laminate work surface (60" x 30" x 28"H) Provide single pedestal metal workstation with keyboard tray, Box/Box File Storage, Overhead Storage & task lighting and full modesty panel.
WS4	WS4 Workstation, Computer Steel, w/Plastic Laminate work surface (48" x 30" x 28"H)
WS7	WS7 U-Shaped Wood WS (72x96x29) Right Hand
WS9	WS9 Workstation, Computer, Study Carrel, Steel w/Plastic Laminated worksurface & Sides (36"x30" x 28"H)
WT1	WT1 Worktable w/Steel Surface (96x48x38)
WT2	WT2 Worktable, w/Steel frame w/solid hardwood top w/vinyl, self healing surface (Min. 1mm) (96"L x 48"D x 38"H)
WT3	WT3 Worktable w/Steel frame and solid hardwood worktop (96"L x 36"D x 36"H) w/center support

EQUIPMENT SCHEDULE

MARK	DESCRIPTION
AP1	AP1 Refrigerator 30x32 RH
AP2	AP2 Refrigerator 30x32 LH
AP3	AP3 Conventional Oven 30x30x30
AP4	AP4 Convection Oven 30x30x30
AP5	AP5 Microwave
AP6	AP6 - Coffee Machine
AP9	AP9 Washer 27x25x35
AP10	AP10 Dryer 27x25x35
AP13	AP13 Undercounter Refrigerator
EQ1	EQ1 Engine Repair Stand
EQ2	EQ2 NDI Workstation (5'6x5')
EQ3	EQ3 Rotor Head Repair Stand 6'x10'
EQ4	EQ4 Parts Wash Station, 40G (42x21x36)
EQ5	EQ5 28" Box and Pan Brake Machine
EQ6	EQ6 48" Foot Shear (4'x6')
EQ7	EQ7 Drill Press Bench-Top
EQ8	EQ8 Bandsaw (4x5)
EQ9	EQ9 Horizontal Band Saw
EQ10	EQ10 Grinding Wheel
EQ11	EQ11 Shrinker/Stretcher Machine
EQ12	EQ12 Manual Hole Punch
EQ14	EQ14 TUbe Bender (2'x4')
EQ15	EQ15 Inspection Box for Hose Tube Connections (4x4)
EQ17	EQ17 Solvent Tank (3x5)
EQ18	EQ18 Vacuum Sealer
EQ19	EQ19 Radio Charging Station
EQ21	EQ21 Composite Repair Cabinet (4'x4')
EQ22	EQ22 Blade Balancer
EQ25	EQ25 Diagnostic Equipment (3'x2'x5')
EQ26	EQ26 Sewing Machine 6'x30"x30"
IT1	IT1 All-in-one Printer Desktop
IT2	IT2 Desktop Printer
IT3	IT3 Map Plotter
IT4	IT4 TV, Flat Screen, 46"
IT5	IT5 AV system control
IT6	IT6 Projector
IT7	IT7 Shredder 15x20x28

NOTE:

1. EQUIPMENT (EQs) LISTED IN THIS TABLE ARE MISSION UNIQUE EQUIPMENT (MUE) PROVIDED BY THE END USER. UTILITY AND CONNECTIONS INCLUDING POWER, COMM AND PLUMBING SHALL BE PROVIDED AS REQUIRED TO SUPPORT EACH EQUIPMENT.

US Army Corps of Engineers ®
MOBILE DISTRICT

MARK	DESCRIPTION	DATE	APPR

US ARMY CORPS OF ENGINEERS
MOBILE DISTRICT
MOBILE, ALABAMA

DESIGN BY: CGS
DRAWN BY: GRIFFIN
SBMT BY: SMITH
PLOT SCALE: -
SIZE: 22" x 34"
CKD BY: BUSH
PLOT DATE: 2/27/2020
PLOT TIME: 4:02:41 PM
FILE NAME:
ISSUE DATE: OCTOBER 2019
SOLICITATION NO.: -
CONTRACT NO.: -
FILE NUMBER:

DEPARTMENT OF THE ARMY
FACILITIES STANDARDIZATION PROGRAM

AVIATION SUPPORT BATTALION (ASB)
AIRCRAFT MAINTENANCE HANGAR

FURNITURE, FIXTURES AND EQUIPMENT SCHEDULES

SHEET IDENTIFICATION
I-100
SHEET OF 0

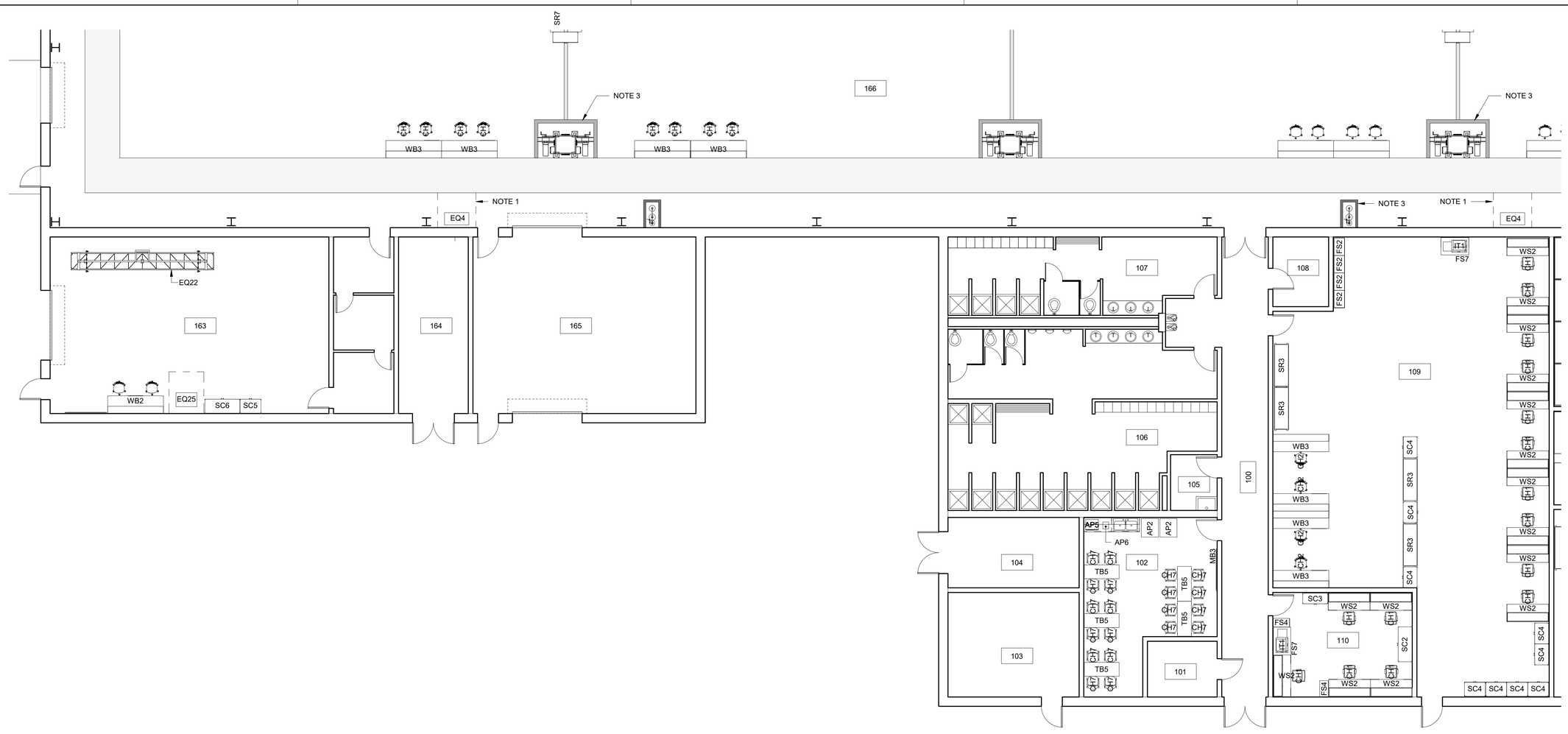

1
I-101

FF&E FLOOR PLAN - PART "A"

1/8" = 1'-0"

ROOM SCHEDULE	
ROOM NO.	ROOM NAME
100	CORRIDOR
101	TELECOMM ROOM
102	BREAK ROOM
103	ELECTRICAL ROOM
104	MECHANICAL ROOM
105	JANITOR CLOSET
106	MEN'S RESTROOM
107	WOMEN'S RESTROOM
108	FIRE PROTECTION
109	CONTRACTOR LOGISTICS SUPPORT (CLS)
110	POL OFFICE
111	CORRIDOR
112	TEST PILOTS
113	ALSE SHOP
114	LOGISTICS ASSISTANCE REPRESENTATIVES (LARS)
115	SAFETY OFFICE
116	PRODUCTION CONTROL
116A	ULLS-A
116B	PRODUCTION CONTROL OFFICE
117	QUALITY CONTROL

ROOM SCHEDULE	
ROOM NO.	ROOM NAME
117A	TECHNICAL LIBRARY
117B	QUALITY CONTROL OFFICE
118	MECHANICAL ROOM
119	CORRIDOR
120	NVG SHOP
120A	NVG STORAGE
121	DISTRIBUTED/COMPUTER BASED TRAINING (DT/CBT) ROOM
122	NAVIGATION FLIGHT CONTROL ROOM
123	ELECTRICAL REPAIR SHOP
124	COMM REPAIR SHOP
124A	COMSEC STORAGE
125	AVIONICS
126	TELECOMM ENTRY ROOM (TER)
127	MAIN ELECTRICAL ROOM
128	CORRIDOR
129	AH-64 REPAIR SECTION
130	AIRFRAME REPAIR PLATOON
130A	AIRFRAME REPAIR PLATOON OFFICE
131	UH-60 REPAIR SHOP
132	SPECIAL TOOLS

ROOM SCHEDULE	
ROOM NO.	ROOM NAME
133	TECHNICAL SHOP SUPERVISOR
134	FIRE SUPPRESSION ROOM
135	WEAPONS SYSTEM/FIRE CONTROL REPAIR SHOP
135A	ARMAMENT REPAIR PLATOON OFFICE
135B	ARMS VAULT - AIRCRAFT MOUNTED WEAPONS
136	STRUCTURAL REPAIR SHOP
137	MECHANICAL ROOM
138	TELECOMM ROOM
139	CORRIDOR
140	COMPONENT REPAIR PLATOON
141	POWER PLANT SHOP
142	POWERTRAIN SHOP
142A	NDI TESTING
143	MECHANICAL ROOM
144	COMPRESSOR ROOM
145	CORRIDOR
146	BREAK ROOM
147	RECYCLE STORAGE
148	LACTATION ROOM
149	MEN'S RESTROOM

ROOM SCHEDULE	
ROOM NO.	ROOM NAME
150	JANITOR/STORAGE
151	WOMEN'S RESTROOM
152	CH-47 SPECIAL TOOLS
153	CH-47 REPAIR SECTION
154	TELECOMM ROOM
155	ELECTRICAL ROOM
156	CORRIDOR
157	PNEUDRAULICS
158	FIRE SUPPRESSION
159	UNISEX TOILET
160	AIRCRAFT PARTS SUPPLY
160A	AIRCRAFT PARTS SUPPLY OFFICE
161	MECHANICAL ROOM
162	COVERED STORAGE
163	COMPOSITE/BLADE REPAIR SHOP
164	MECHANICAL ROOM
165	WELDING/MACHINE SHOP

NOTES:

1. DELINEATES EQUIPMENT OR WORK AREA
2. VENDING MACHINE OR REFRIGERATOR AREA
3. SAFETY EQUIPMENT CLEARANCE AREA

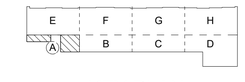

KEY PLAN

GRAPHIC SCALE:

8' 0 8' 16'

SCALE: 1/8" = 1' - 0"

NOTIONAL PLAN - NOT FOR CONSTRUCTION

US Army Corps of Engineers ®
MOBILE DISTRICT

MARK	DESCRIPTION	DATE	APPR.

DESIGN BY: COS
DRAWN BY: GRIFFIN
SBMT BY: SMITH
PLOT SCALE: As Indicated
SIZE: 22" x 34"
ISSUE DATE: OCTOBER 2019
SOLICITATION NO.: -
CONTRACT NO.: -
FILE NUMBER:
CKD BY: BUSH
PLOT DATE: 2/27/2020
PLOT TIME: 4:03:25 PM
FILE NAME:

US ARMY CORPS OF ENGINEERS
MOBILE DISTRICT
MOBILE, ALABAMA

DEPARTMENT OF THE ARMY
FACILITIES STANDARDIZATION PROGRAM

AVIATION SUPPORT BATTALION (ASB)
AIRCRAFT MAINTENANCE HANGAR

FF&E FLOOR PLAN - PART "A"

SHEET IDENTIFICATION
I-101
SHEET OF 0

I-101-

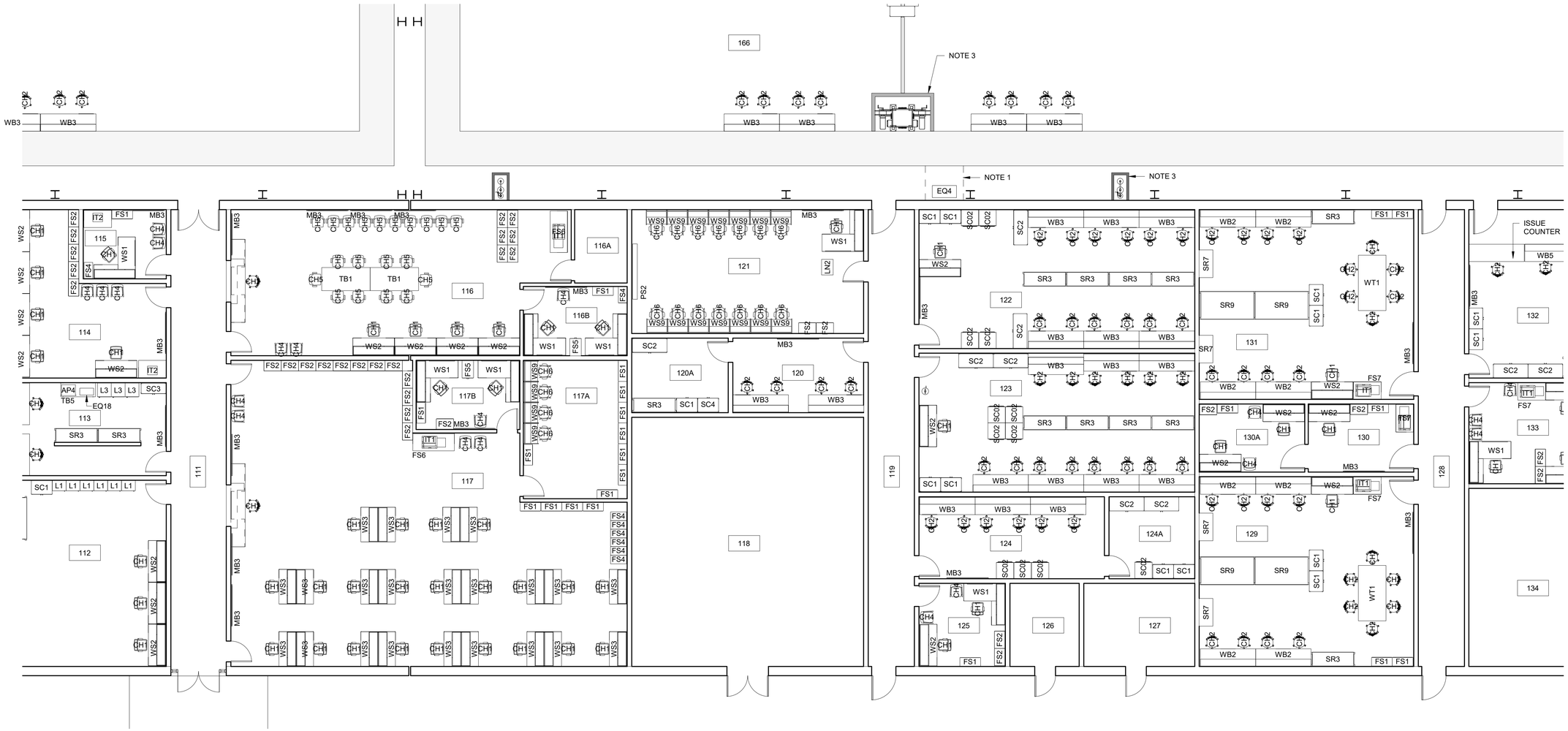

1 / I-102 FF&E FLOOR PLAN - PART "B"

1/8" = 1'-0"

ROOM SCHEDULE	
ROOM NO.	ROOM NAME
100	CORRIDOR
101	TELECOMM ROOM
102	BREAK ROOM
103	ELECTRICAL ROOM
104	MECHANICAL ROOM
105	JANITOR CLOSET
106	MEN'S RESTROOM
107	WOMEN'S RESTROOM
108	FIRE PROTECTION
109	CONTRACTOR LOGISTICS SUPPORT (CLS)
110	POL OFFICE
111	CORRIDOR
112	TEST PILOTS
113	ALSE SHOP
114	LOGISTICS ASSISTANCE REPRESENTATIVES (LARS)
115	SAFETY OFFICE
116	PRODUCTION CONTROL
116A	ULLS-A
116B	PRODUCTION CONTROL OFFICE
117	QUALITY CONTROL

ROOM SCHEDULE	
ROOM NO.	ROOM NAME
117A	TECHNICAL LIBRARY
117B	QUALITY CONTROL OFFICE
118	MECHANICAL ROOM
119	CORRIDOR
120	NVG SHOP
120A	NVG STORAGE
121	DISTRIBUTED/COMPUTER BASED TRAINING (DT/CBT) ROOM
122	NAVIGATION FLIGHT CONTROL ROOM
123	ELECTRICAL REPAIR SHOP
124	COMM REPAIR SHOP
124A	COMSEC STORAGE
125	AVIONICS
126	TELECOMM ENTRY ROOM (TER)
127	MAIN ELECTRICAL ROOM
128	CORRIDOR
129	AH-64 REPAIR SECTION
130	AIRFRAME REPAIR PLATOON
130A	AIRFRAME REPAIR PLATOON OFFICE
131	UH-60 REPAIR SHOP
132	SPECIAL TOOLS

ROOM SCHEDULE	
ROOM NO.	ROOM NAME
133	TECHNICAL SHOP SUPERVISOR
134	FIRE SUPPRESSION ROOM
135	WEAPONS SYSTEM/FIRE CONTROL REPAIR SHOP
135A	ARMAMENT REPAIR PLATOON OFFICE
135B	ARMS VAULT - AIRCRAFT MOUNTED WEAPONS
136	STRUCTURAL REPAIR SHOP
137	MECHANICAL ROOM
138	TELECOMM ROOM
139	CORRIDOR
140	COMPONENT REPAIR PLATOON
141	POWER PLANT SHOP
142	POWERTRAIN SHOP
142A	NDI TESTING
143	MECHANICAL ROOM
144	COMPRESSOR ROOM
145	CORRIDOR
146	BREAK ROOM
147	RECYCLE STORAGE
148	LACTATION ROOM
149	MEN'S RESTROOM

ROOM SCHEDULE	
ROOM NO.	ROOM NAME
150	JANITOR/STORAGE
151	WOMEN'S RESTROOM
152	CH-47 SPECIAL TOOLS
153	CH-47 REPAIR SECTION
154	TELECOMM ROOM
155	ELECTRICAL ROOM
156	CORRIDOR
157	PNEUDRAULICS
158	FIRE SUPPRESSION
159	UNISEX TOILET
160	AIRCRAFT PARTS SUPPLY
160A	AIRCRAFT PARTS SUPPLY OFFICE
161	MECHANICAL ROOM
162	COVERED STORAGE
163	COMPOSITE/BLADE REPAIR SHOP
164	MECHANICAL ROOM
165	WELDING/MACHINE SHOP

NOTES:

1. DELINEATES EQUIPMENT OR WORK AREA
2. VENDING MACHINE OR REFRIGERATOR AREA
3. SAFETY EQUIPMENT CLEARANCE AREA

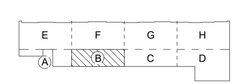

KEY PLAN

GRAPHIC SCALE:

8' 0 8' 16'

SCALE: 1/8" = 1' - 0"

NOTIONAL PLAN - NOT FOR CONSTRUCTION

US Army Corps of Engineers ®
MOBILE DISTRICT

MARK	DESCRIPTION	DATE	APPR.

DESIGN BY: COS
DRAWN BY: GRIFFIN
SBMT BY: SMITH
CKD BY: BUSH
PLOT DATE: 2/27/2020
PLOT SCALE: 1:1 Architect
SIZE: 22" X 34"
ISSUE DATE: OCTOBER 2019
SOLICITATION NO.: -
CONTRACT NO.: -
FILE NUMBER:
FILE NAME:

US ARMY CORPS OF ENGINEERS
MOBILE DISTRICT
MOBILE, ALABAMA

DEPARTMENT OF THE ARMY
FACILITIES STANDARDIZATION PROGRAM
AVIATION SUPPORT BATTALION (ASB)
AIRCRAFT MAINTENANCE HANGAR
FF&E FLOOR PLAN - PART "B"

SHEET IDENTIFICATION
I-102
SHEET OF 0

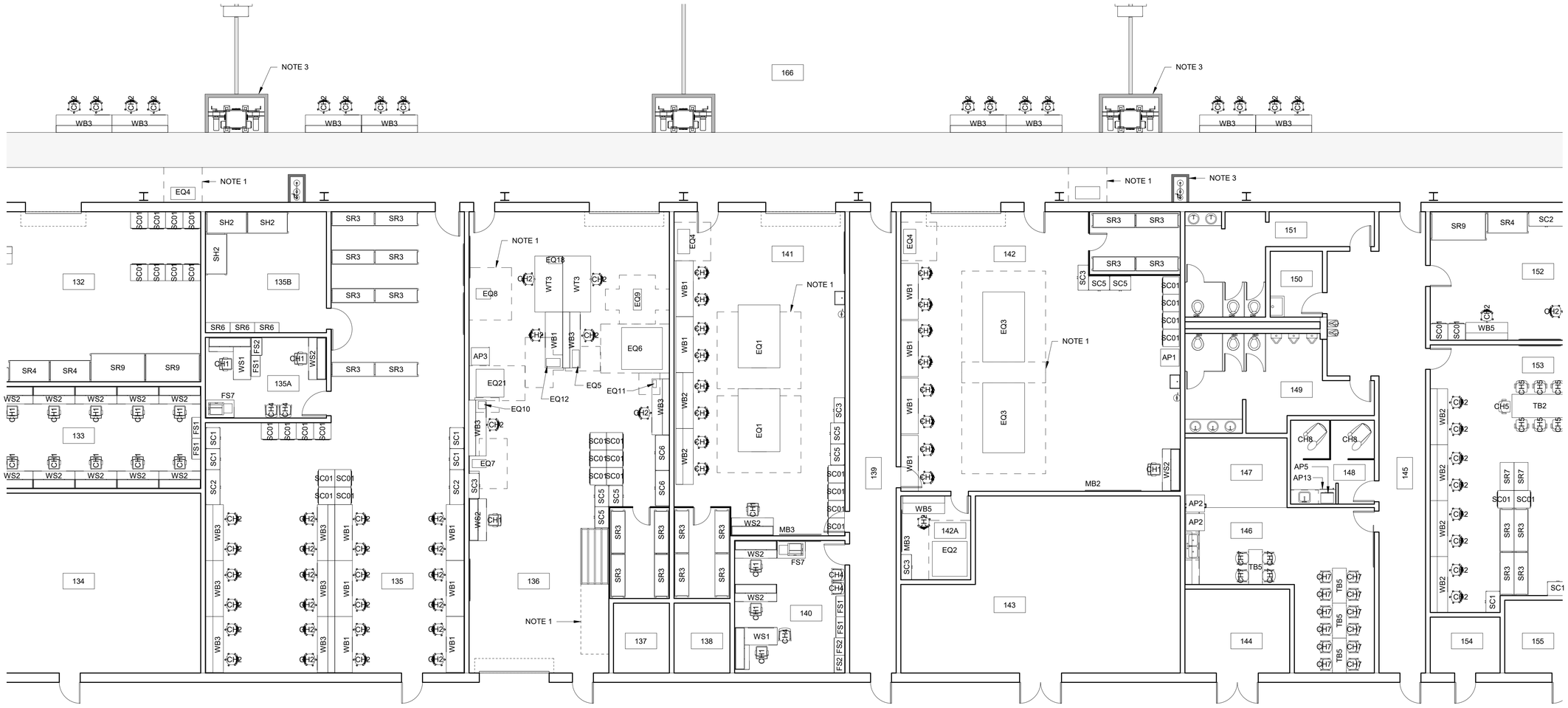

FF&E FLOOR PLAN - PART "C"

1 / I-103

1/8" = 1'-0"

ROOM SCHEDULE	
ROOM NO.	ROOM NAME
100	CORRIDOR
101	TELECOMM ROOM
102	BREAK ROOM
103	ELECTRICAL ROOM
104	MECHANICAL ROOM
105	JANITOR CLOSET
106	MEN'S RESTROOM
107	WOMEN'S RESTROOM
108	FIRE PROTECTION
109	CONTRACTOR LOGISTICS SUPPORT (CLS)
110	POL OFFICE
111	CORRIDOR
112	TEST PILOTS
113	ALSE SHOP
114	LOGISTICS ASSISTANCE REPRESENTATIVES (LARS)
115	SAFETY OFFICE
116	PRODUCTION CONTROL
116A	ULLS-A
116B	PRODUCTION CONTROL OFFICE
117	QUALITY CONTROL

ROOM SCHEDULE	
ROOM NO.	ROOM NAME
117A	TECHNICAL LIBRARY
117B	QUALITY CONTROL OFFICE
118	MECHANICAL ROOM
119	CORRIDOR
120	NVG SHOP
120A	NVG STORAGE
121	DISTRIBUTED/COMPUTER BASED TRAINING (DT/CBT) ROOM
122	NAVIGATION FLIGHT CONTROL ROOM
123	ELECTRICAL REPAIR SHOP
124	COMM REPAIR SHOP
124A	COMSEC STORAGE
125	AVIONICS
126	TELECOMM ENTRY ROOM (TER)
127	MAIN ELECTRICAL ROOM
128	CORRIDOR
129	AH-64 REPAIR SECTION
130	AIRFRAME REPAIR PLATOON
130A	AIRFRAME REPAIR PLATOON OFFICE
131	UH-60 REPAIR SHOP
132	SPECIAL TOOLS

ROOM SCHEDULE	
ROOM NO.	ROOM NAME
133	TECHNICAL SHOP SUPERVISOR
134	FIRE SUPPRESSION ROOM
135	WEAPONS SYSTEM/FIRE CONTROL REPAIR SHOP
135A	ARMAMENT REPAIR PLATOON OFFICE
135B	ARMS VAULT - AIRCRAFT MOUNTED WEAPONS
136	STRUCTURAL REPAIR SHOP
137	MECHANICAL ROOM
138	TELECOMM ROOM
139	CORRIDOR
140	COMPONENT REPAIR PLATOON
141	POWER PLANT SHOP
142	POWERTRAIN SHOP
142A	NDI TESTING
143	MECHANICAL ROOM
144	COMPRESSOR ROOM
145	CORRIDOR
146	BREAK ROOM
147	RECYCLE STORAGE
148	LACTATION ROOM
149	MEN'S RESTROOM

ROOM SCHEDULE	
ROOM NO.	ROOM NAME
150	JANITOR/STORAGE
151	WOMEN'S RESTROOM
152	CH-47 SPECIAL TOOLS
153	CH-47 REPAIR SECTION
154	TELECOMM ROOM
155	ELECTRICAL ROOM
156	CORRIDOR
157	PNEUDRAULICS
158	FIRE SUPPRESSION
159	UNISEX TOILET
160	AIRCRAFT PARTS SUPPLY
160A	AIRCRAFT PARTS SUPPLY OFFICE
161	MECHANICAL ROOM
162	COVERED STORAGE
163	COMPOSITE/BLADE REPAIR SHOP
164	MECHANICAL ROOM
165	WELDING/MACHINE SHOP

NOTES:

1. DELINEATES EQUIPMENT OR WORK AREA
2. VENDING MACHINE OR REFRIGERATOR AREA
3. SAFETY EQUIPMENT CLEARANCE AREA

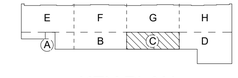

KEY PLAN

GRAPHIC SCALE:

8' 0 8' 16'

SCALE: 1/8" = 1' - 0"

US Army Corps of Engineers ®
MOBILE DISTRICT

MARK	DESCRIPTION	DATE	APPR.

DESIGN BY: CCS | DRAWN BY: GRIFFIN | SBMT BY: SMITH | PLOT SCALE: As indicated | SIZE: 22" x 34"

ISSUE DATE: OCTOBER 2019 | SOLICITATION NO.: - | CONTRACT NO.: - | FILE NUMBER: | CKD BY: BUSH | PLOT DATE: 2/27/2020 4:07:11 PM | FILE NAME:

US ARMY CORPS OF ENGINEERS
MOBILE DISTRICT
MOBILE, ALABAMA

DEPARTMENT OF THE ARMY
FACILITIES STANDARDIZATION PROGRAM
AVIATION SUPPORT BATTALION (ASB)
AIRCRAFT MAINTENANCE HANGAR
FF&E FLOOR PLAN - PART "C"

SHEET IDENTIFICATION
I-103
SHEET OF 0

NOTIONAL PLAN - NOT FOR CONSTRUCTION

FF&E FLOOR PLAN - PART "D"

1 / I-104

1/8" = 1'-0"

ROOM SCHEDULE.

ROOM NO.	ROOM NAME
100	CORRIDOR
101	TELECOMM ROOM
102	BREAK ROOM
103	ELECTRICAL ROOM
104	MECHANICAL ROOM
105	JANITOR CLOSET
106	MEN'S RESTROOM
107	WOMEN'S RESTROOM
108	FIRE PROTECTION
109	CONTRACTOR LOGISTICS SUPPORT (CLS)
110	POL OFFICE
111	CORRIDOR
112	TEST PILOTS
113	ALSE SHOP
114	LOGISTICS ASSISTANCE REPRESENTATIVES (LARS)
115	SAFETY OFFICE
116	PRODUCTION CONTROL
116A	ULLS-A
116B	PRODUCTION CONTROL OFFICE
117	QUALITY CONTROL
117A	TECHNICAL LIBRARY
117B	QUALITY CONTROL OFFICE
118	MECHANICAL ROOM
119	CORRIDOR
120	NVG SHOP
120A	NVG STORAGE
121	DISTRIBUTED/COMPUTER BASED TRAINING (DT/CBT) ROOM
122	NAVIGATION FLIGHT CONTROL ROOM
123	ELECTRICAL REPAIR SHOP
124	COMM REPAIR SHOP
124A	COMSEC STORAGE
125	AVIONICS
126	TELECOMM ENTRY ROOM (TER)
127	MAIN ELECTRICAL ROOM
128	CORRIDOR
129	AH-64 REPAIR SECTION
130	AIRFRAME REPAIR PLATOON
130A	AIRFRAME REPAIR PLATOON OFFICE
131	UH-60 REPAIR SHOP
132	SPECIAL TOOLS
133	TECHNICAL SHOP SUPERVISOR
134	FIRE SUPPRESSION ROOM
135	WEAPONS SYSTEM/FIRE CONTROL REPAIR SHOP
135A	ARMAMENT REPAIR PLATOON OFFICE
135B	ARMS VAULT - AIRCRAFT MOUNTED WEAPONS
136	STRUCTURAL REPAIR SHOP
137	MECHANICAL ROOM
138	TELECOMM ROOM
139	CORRIDOR
140	COMPONENT REPAIR PLATOON
141	POWER PLANT SHOP
142	POWERTRAIN SHOP
142A	NDI TESTING
143	MECHANICAL ROOM
144	COMPRESSOR ROOM
145	CORRIDOR
146	BREAK ROOM
147	RECYCLE STORAGE
148	LACTATION ROOM
149	MEN'S RESTROOM
150	JANITOR/STORAGE
151	WOMEN'S RESTROOM
152	CH-47 SPECIAL TOOLS
153	CH-47 REPAIR SECTION
154	TELECOMM ROOM
155	ELECTRICAL ROOM
156	CORRIDOR
157	PNEUDRAULICS
158	FIRE SUPPRESSION
159	UNISEX TOILET
160	AIRCRAFT PARTS SUPPLY
160A	AIRCRAFT PARTS SUPPLY OFFICE
161	MECHANICAL ROOM
162	COVERED STORAGE
163	COMPOSITE/BLADE REPAIR SHOP
164	MECHANICAL ROOM
165	WELDING/MACHINE SHOP

NOTES:

1. DELINEATES EQUIPMENT OR WORK AREA
2. VENDING MACHINE OR REFRIGERATOR AREA
3. SAFETY EQUIPMENT CLEARANCE AREA

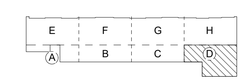

KEY PLAN

GRAPHIC SCALE:

8' 0 8' 16'

SCALE: 1/8" = 1' - 0"

US Army Corps of Engineers ®
MOBILE DISTRICT

MARK	DESCRIPTION	DATE	APPR.

DESIGN BY: COS
DRAWN BY: GRIFFIN
SBMT BY: SMITH
CKD BY: BUSH
PLOT DATE: 2/27/2020
PLOT SCALE: As indicated
SIZE: 22" x 34"
ISSUE DATE: OCTOBER 2019
SOLICITATION NO.: -
CONTRACT NO.: -
FILE NUMBER:
FILE NAME:

US ARMY CORPS OF ENGINEERS
MOBILE DISTRICT
MOBILE, ALABAMA

DEPARTMENT OF THE ARMY
FACILITIES STANDARDIZATION PROGRAM
AVIATION SUPPORT BATTALION (ASB)
AIRCRAFT MAINTENANCE HANGAR
FF&E FLOOR PLAN - PART "D"

SHEET IDENTIFICATION
I-104
SHEET OF 0

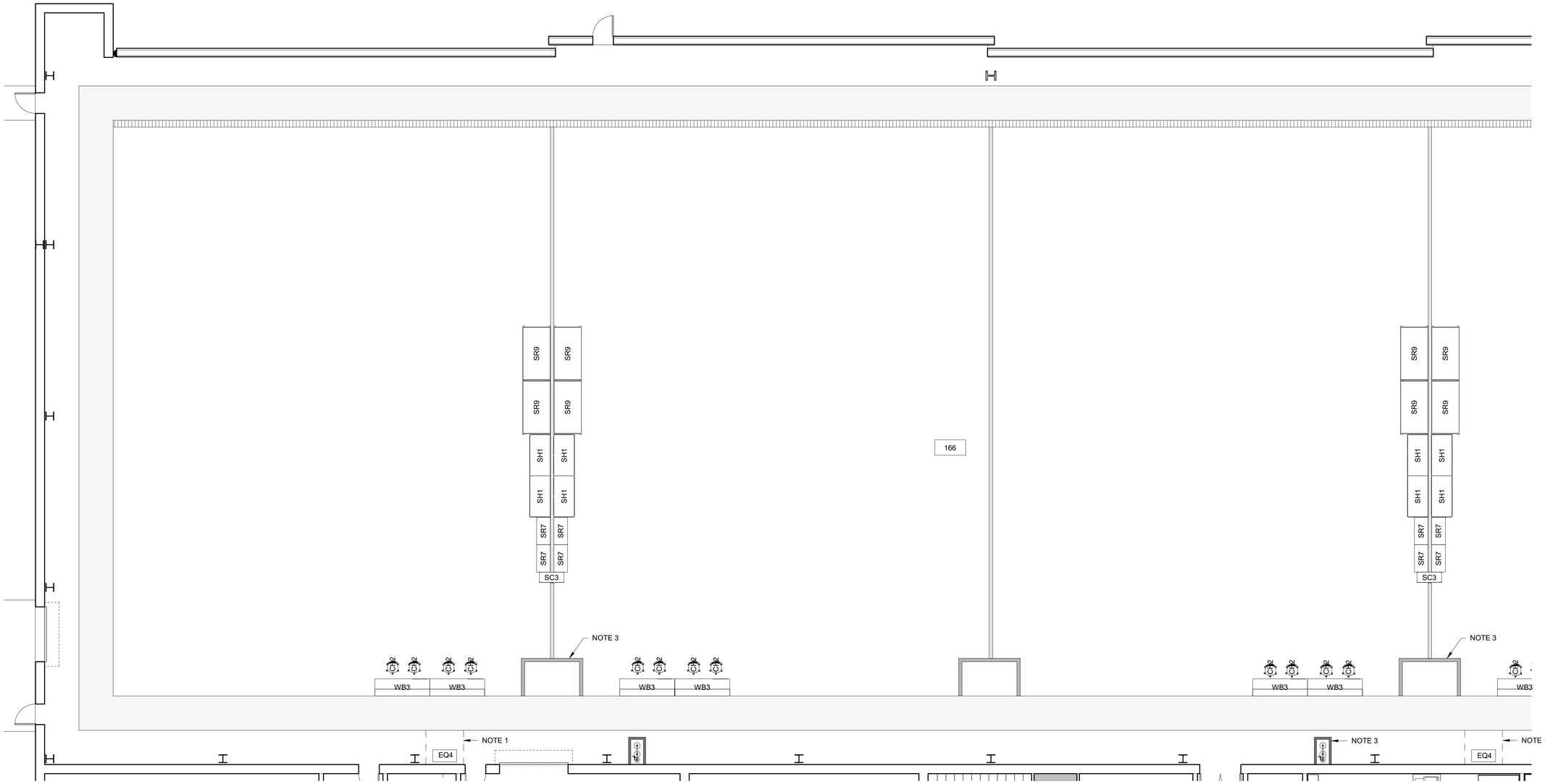

FF&E FLOOR PLAN - PART "E"

1 / I-105

1/8" = 1'-0"

ROOM SCHEDULE	
ROOM NO.	ROOM NAME
100	CORRIDOR
101	TELECOMM ROOM
102	BREAK ROOM
103	ELECTRICAL ROOM
104	MECHANICAL ROOM
105	JANITOR CLOSET
106	MEN'S RESTROOM
107	WOMEN'S RESTROOM
108	FIRE PROTECTION
109	CONTRACTOR LOGISTICS SUPPORT (CLS)
110	POL OFFICE
111	CORRIDOR
112	TEST PILOTS
113	ALSE SHOP
114	LOGISTICS ASSISTANCE REPRESENTATIVES (LARS)
115	SAFETY OFFICE
116	PRODUCTION CONTROL
116A	ULLS-A
116B	PRODUCTION CONTROL OFFICE
117	QUALITY CONTROL

ROOM SCHEDULE	
ROOM NO.	ROOM NAME
117A	TECHNICAL LIBRARY
117B	QUALITY CONTROL OFFICE
118	MECHANICAL ROOM
119	CORRIDOR
120	NVG SHOP
120A	NVG STORAGE
121	DISTRIBUTED/COMPUTER BASED TRAINING (DT/CBT) ROOM
122	NAVIGATION FLIGHT CONTROL ROOM
123	ELECTRICAL REPAIR SHOP
124	COMM REPAIR SHOP
124A	COMSEC STORAGE
125	AVIONICS
126	TELECOMM ENTRY ROOM (TER)
127	MAIN ELECTRICAL ROOM
128	CORRIDOR
129	AH-64 REPAIR SECTION
130	AIRFRAME REPAIR PLATOON
130A	AIRFRAME REPAIR PLATOON OFFICE
131	UH-60 REPAIR SHOP
132	SPECIAL TOOLS

ROOM SCHEDULE	
ROOM NO.	ROOM NAME
133	TECHNICAL SHOP SUPERVISOR
134	FIRE SUPPRESSION ROOM
135	WEAPONS SYSTEM/FIRE CONTROL REPAIR SHOP
135A	ARMAMENT REPAIR PLATOON OFFICE
135B	ARMS VAULT - AIRCRAFT MOUNTED WEAPONS
136	STRUCTURAL REPAIR SHOP
137	MECHANICAL ROOM
138	TELECOMM ROOM
139	CORRIDOR
140	COMPONENT REPAIR PLATOON
141	POWER PLANT SHOP
142	POWERTRAIN SHOP
142A	NDI TESTING
143	MECHANICAL ROOM
144	COMPRESSOR ROOM
145	CORRIDOR
146	BREAK ROOM
147	RECYCLE STORAGE
148	LACTATION ROOM
149	MEN'S RESTROOM

ROOM SCHEDULE	
ROOM NO.	ROOM NAME
150	JANITOR/STORAGE
151	WOMEN'S RESTROOM
152	CH-47 SPECIAL TOOLS
153	CH-47 REPAIR SECTION
154	TELECOMM ROOM
155	ELECTRICAL ROOM
156	CORRIDOR
157	PNEUDRAULICS
158	FIRE SUPPRESSION
159	UNISEX TOILET
160	AIRCRAFT PARTS SUPPLY
160A	AIRCRAFT PARTS SUPPLY OFFICE
161	MECHANICAL ROOM
162	COVERED STORAGE
163	COMPOSITE/BLADE REPAIR SHOP
164	MECHANICAL ROOM
165	WELDING/MACHINE SHOP

NOTES:

1. DELINEATES EQUIPMENT OR WORK AREA
2. VENDING MACHINE OR REFRIGERATOR AREA
3. SAFETY EQUIPMENT CLEARANCE AREA

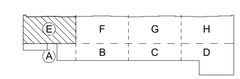

KEY PLAN

GRAPHIC SCALE:

8' 0 8' 16'

SCALE: 1/8" = 1' - 0"

US Army Corps of Engineers ®
MOBILE DISTRICT

MARK	DESCRIPTION	DATE	APPR.

US ARMY CORPS OF ENGINEERS
MOBILE DISTRICT
MOBILE, ALABAMA

DESIGN BY: CGS
DRAWN BY: GRIFFIN
CKD BY: BUSH
SBMT BY: SMITH
PLOT DATE: 2/27/2020
PLOT SCALE: As Indicated
SIZE: 22" x 34"
FILE NAME:
ISSUE DATE: OCTOBER 2019
SOLICITATION NO.: -
CONTRACT NO.: -
FILE NUMBER:

DEPARTMENT OF THE ARMY
FACILITIES STANDARDIZATION PROGRAM
AVIATION SUPPORT BATTALION (ASB)
AIRCRAFT MAINTENANCE HANGAR
FF&E FLOOR PLAN - PART "E"

SHEET IDENTIFICATION
I-105
SHEET OF 0

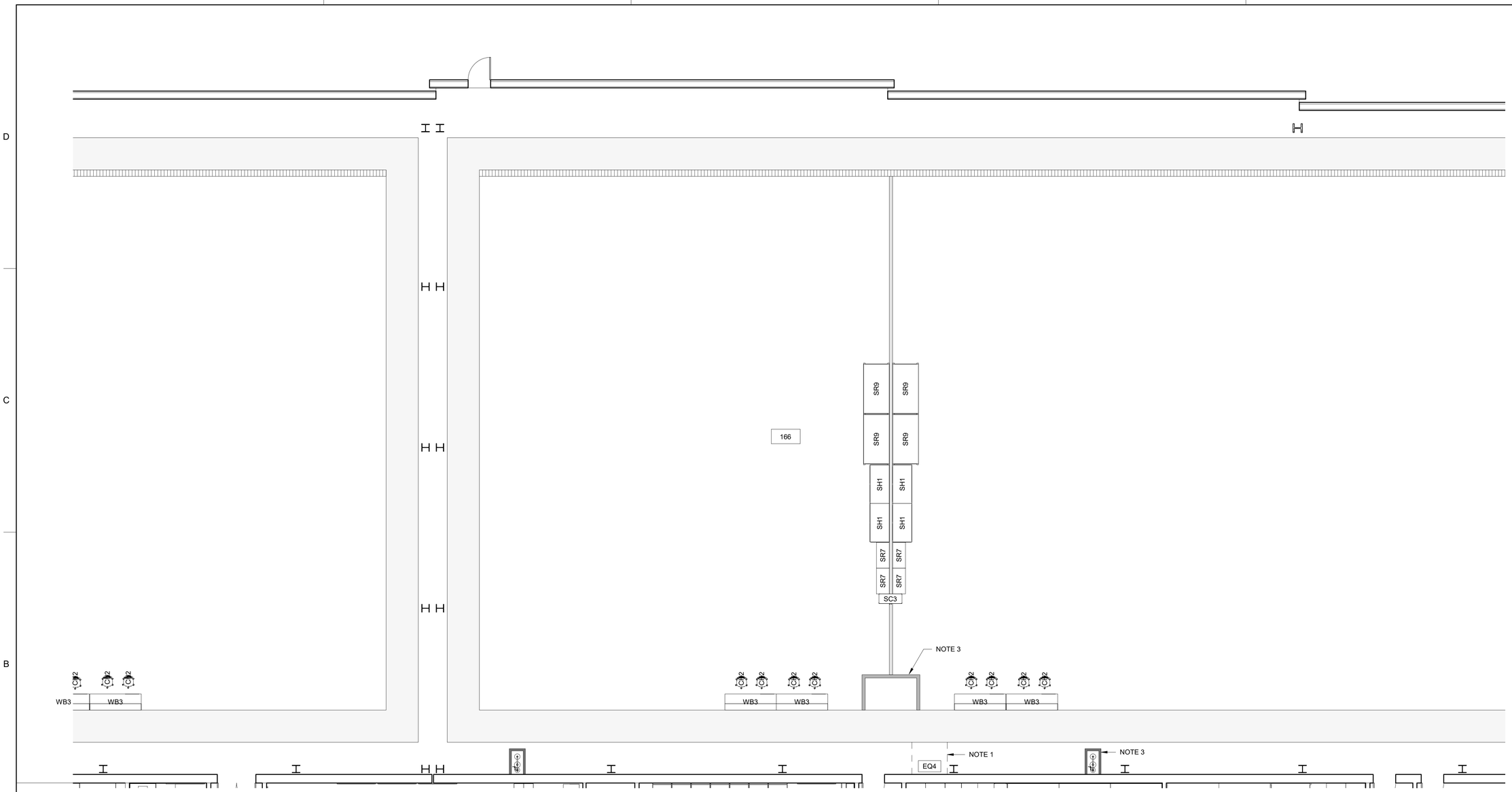

1
I-106

FF&E FLOOR PLAN - PART "F"

1/8" = 1'-0"

ROOM SCHEDULE

ROOM NO.	ROOM NAME
100	CORRIDOR
101	TELECOMM ROOM
102	BREAK ROOM
103	ELECTRICAL ROOM
104	MECHANICAL ROOM
105	JANITOR CLOSET
106	MEN'S RESTROOM
107	WOMEN'S RESTROOM
108	FIRE PROTECTION
109	CONTRACTOR LOGISTICS SUPPORT (CLS)
110	POL OFFICE
111	CORRIDOR
112	TEST PILOTS
113	ALSE SHOP
114	LOGISTICS ASSISTANCE REPRESENTATIVES (LARS)
115	SAFETY OFFICE
116	PRODUCTION CONTROL
116A	ULLS-A
116B	PRODUCTION CONTROL OFFICE
117	QUALITY CONTROL

ROOM SCHEDULE

ROOM NO.	ROOM NAME
117A	TECHNICAL LIBRARY
117B	QUALITY CONTROL OFFICE
118	MECHANICAL ROOM
119	CORRIDOR
120	NVG SHOP
120A	NVG STORAGE
121	DISTRIBUTED/COMPUTER BASED TRAINING (DT/CBT) ROOM
122	NAVIGATION FLIGHT CONTROL ROOM
123	ELECTRICAL REPAIR SHOP
124	COMM REPAIR SHOP
124A	COMSEC STORAGE
125	AVIONICS
126	TELECOMM ENTRY ROOM (TER)
127	MAIN ELECTRICAL ROOM
128	CORRIDOR
129	AH-64 REPAIR SECTION
130	AIRFRAME REPAIR PLATOON
130A	AIRFRAME REPAIR PLATOON OFFICE
131	UH-60 REPAIR SHOP
132	SPECIAL TOOLS

ROOM SCHEDULE

ROOM NO.	ROOM NAME
133	TECHNICAL SHOP SUPERVISOR
134	FIRE SUPPRESSION ROOM
135	WEAPONS SYSTEM/FIRE CONTROL REPAIR SHOP
135A	ARMAMENT REPAIR PLATOON OFFICE
135B	ARMS VAULT - AIRCRAFT MOUNTED WEAPONS
136	STRUCTURAL REPAIR SHOP
137	MECHANICAL ROOM
138	TELECOMM ROOM
139	CORRIDOR
140	COMPONENT REPAIR PLATOON
141	POWER PLANT SHOP
142	POWERTRAIN SHOP
142A	NDI TESTING
143	MECHANICAL ROOM
144	COMPRESSOR ROOM
145	CORRIDOR
146	BREAK ROOM
147	RECYCLE STORAGE
148	LACTATION ROOM
149	MEN'S RESTROOM

ROOM SCHEDULE

ROOM NO.	ROOM NAME
150	JANITOR/STORAGE
151	WOMEN'S RESTROOM
152	CH-47 SPECIAL TOOLS
153	CH-47 REPAIR SECTION
154	TELECOMM ROOM
155	ELECTRICAL ROOM
156	CORRIDOR
157	PNEUDRAULICS
158	FIRE SUPPRESSION
159	UNISEX TOILET
160	AIRCRAFT PARTS SUPPLY
160A	AIRCRAFT PARTS SUPPLY OFFICE
161	MECHANICAL ROOM
162	COVERED STORAGE
163	COMPOSITE/BLADE REPAIR SHOP
164	MECHANICAL ROOM
165	WELDING/MACHINE SHOP

NOTES:

1. DELINEATES EQUIPMENT OR WORK AREA
2. VENDING MACHINE OR REFRIGERATOR AREA
3. SAFETY EQUIPMENT CLEARANCE AREA

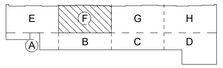

KEY PLAN

GRAPHIC SCALE:

8' 0 8' 16'

SCALE: 1/8" = 1' - 0"

US Army Corps of Engineers ®
MOBILE DISTRICT

MARK	DESCRIPTION	DATE	APPR

US ARMY CORPS OF ENGINEERS
MOBILE DISTRICT
MOBILE, ALABAMA

DESIGN BY: CGS
DRAWN BY: GRIFFIN
SBMT BY: SMITH
PLOT SCALE: As Indicated
SIZE: 22" x 34"
CKD BY: BUSH
PLOT DATE: 2/27/2020 4:08:56 PM
FILE NAME:
ISSUE DATE: OCTOBER 2019
SOLICITATION NO.: -
CONTRACT NO.: -
FILE NUMBER:

DEPARTMENT OF THE ARMY
FACILITIES STANDARDIZATION PROGRAM
AVIATION SUPPORT BATTALION (ASB)
AIRCRAFT MAINTENANCE HANGAR
FF&E FLOOR PLAN - PART "F"

SHEET IDENTIFICATION
I-106
SHEET OF 0

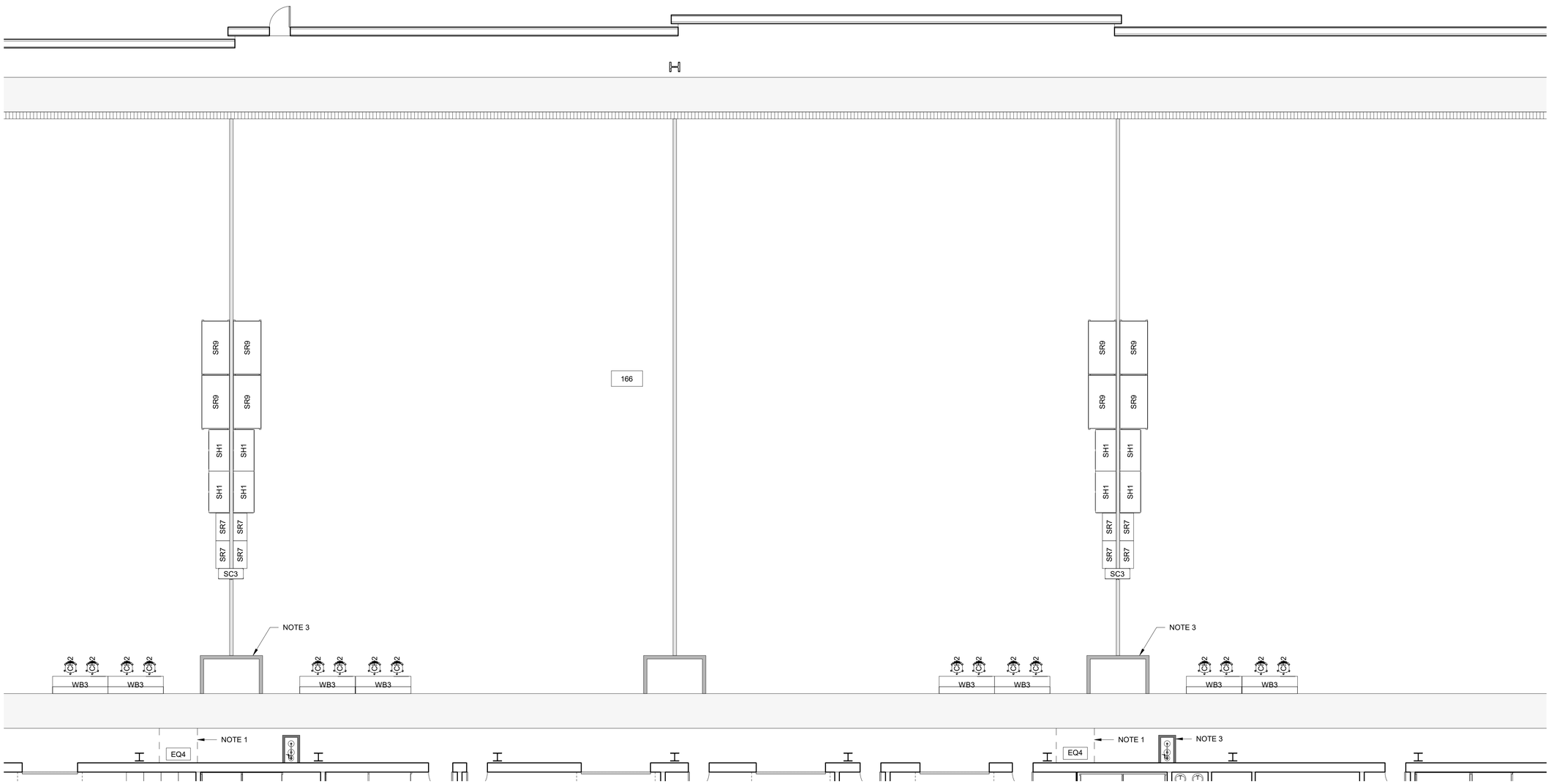

FF&E FLOOR PLAN - PART "G"

1 / I-107

1/8" = 1'-0"

ROOM SCHEDULE	
ROOM NO.	ROOM NAME
100	CORRIDOR
101	TELECOMM ROOM
102	BREAK ROOM
103	ELECTRICAL ROOM
104	MECHANICAL ROOM
105	JANITOR CLOSET
106	MEN'S RESTROOM
107	WOMEN'S RESTROOM
108	FIRE PROTECTION
109	CONTRACTOR LOGISTICS SUPPORT (CLS)
110	POL OFFICE
111	CORRIDOR
112	TEST PILOTS
113	ALSE SHOP
114	LOGISTICS ASSISTANCE REPRESENTATIVES (LARS)
115	SAFETY OFFICE
116	PRODUCTION CONTROL
116A	ULLS-A
116B	PRODUCTION CONTROL OFFICE
117	QUALITY CONTROL

ROOM SCHEDULE	
ROOM NO.	ROOM NAME
117A	TECHNICAL LIBRARY
117B	QUALITY CONTROL OFFICE
118	MECHANICAL ROOM
119	CORRIDOR
120	NVG SHOP
120A	NVG STORAGE
121	DISTRIBUTED/COMPUTER BASED TRAINING (DT/CBT) ROOM
122	NAVIGATION FLIGHT CONTROL ROOM
123	ELECTRICAL REPAIR SHOP
124	COMM REPAIR SHOP
124A	COMSEC STORAGE
125	AVIONICS
126	TELECOMM ENTRY ROOM (TER)
127	MAIN ELECTRICAL ROOM
128	CORRIDOR
129	AH-64 REPAIR SECTION
130	AIRFRAME REPAIR PLATOON
130A	AIRFRAME REPAIR PLATOON OFFICE
131	UH-60 REPAIR SHOP
132	SPECIAL TOOLS

ROOM SCHEDULE	
ROOM NO.	ROOM NAME
133	TECHNICAL SHOP SUPERVISOR
134	FIRE SUPPRESSION ROOM
135	WEAPONS SYSTEM/FIRE CONTROL REPAIR SHOP
135A	ARMAMENT REPAIR PLATOON OFFICE
135B	ARMS VAULT - AIRCRAFT MOUNTED WEAPONS
136	STRUCTURAL REPAIR SHOP
137	MECHANICAL ROOM
138	TELECOMM ROOM
139	CORRIDOR
140	COMPONENT REPAIR PLATOON
141	POWER PLANT SHOP
142	POWERTRAIN SHOP
142A	NDI TESTING
143	MECHANICAL ROOM
144	COMPRESSOR ROOM
145	CORRIDOR
146	BREAK ROOM
147	RECYCLE STORAGE
148	LACTATION ROOM
149	MEN'S RESTROOM

ROOM SCHEDULE	
ROOM NO.	ROOM NAME
150	JANITOR/STORAGE
151	WOMEN'S RESTROOM
152	CH-47 SPECIAL TOOLS
153	CH-47 REPAIR SECTION
154	TELECOMM ROOM
155	ELECTRICAL ROOM
156	CORRIDOR
157	PNEUDRAULICS
158	FIRE SUPPRESSION
159	UNISEX TOILET
160	AIRCRAFT PARTS SUPPLY
160A	AIRCRAFT PARTS SUPPLY OFFICE
161	MECHANICAL ROOM
162	COVERED STORAGE
163	COMPOSITE/BLADE REPAIR SHOP
164	MECHANICAL ROOM
165	WELDING/MACHINE SHOP

NOTES:

1. DELINEATES EQUIPMENT OR WORK AREA
2. VENDING MACHINE OR REFRIGERATOR AREA
3. SAFETY EQUIPMENT CLEARANCE AREA

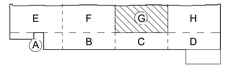

KEY PLAN

GRAPHIC SCALE:

8' 0 8' 16'

SCALE: 1/8" = 1' - 0"

US Army Corps of Engineers ®
MOBILE DISTRICT

MARK	DESCRIPTION	DATE	APPR.

US ARMY CORPS OF ENGINEERS
MOBILE DISTRICT
MOBILE, ALABAMA

DESIGN BY: CGS
DRAWN BY: GRIFFIN
SBMT BY: SMITH
PLOT SCALE: As indicated
SIZE: 22" x 34"
CKD BY: BUSH
PLOT DATE: 2/27/2020 4:09:39 PM
FILE NAME:
ISSUE DATE: OCTOBER 2019
SOLICITATION NO.: -
CONTRACT NO.: -
FILE NUMBER:

DEPARTMENT OF THE ARMY
FACILITIES STANDARDIZATION PROGRAM
AVIATION SUPPORT BATTALION (ASB)
AIRCRAFT MAINTENANCE HANGAR
FF&E FLOOR PLAN - PART "G"

SHEET IDENTIFICATION
I-107
SHEET OF 0

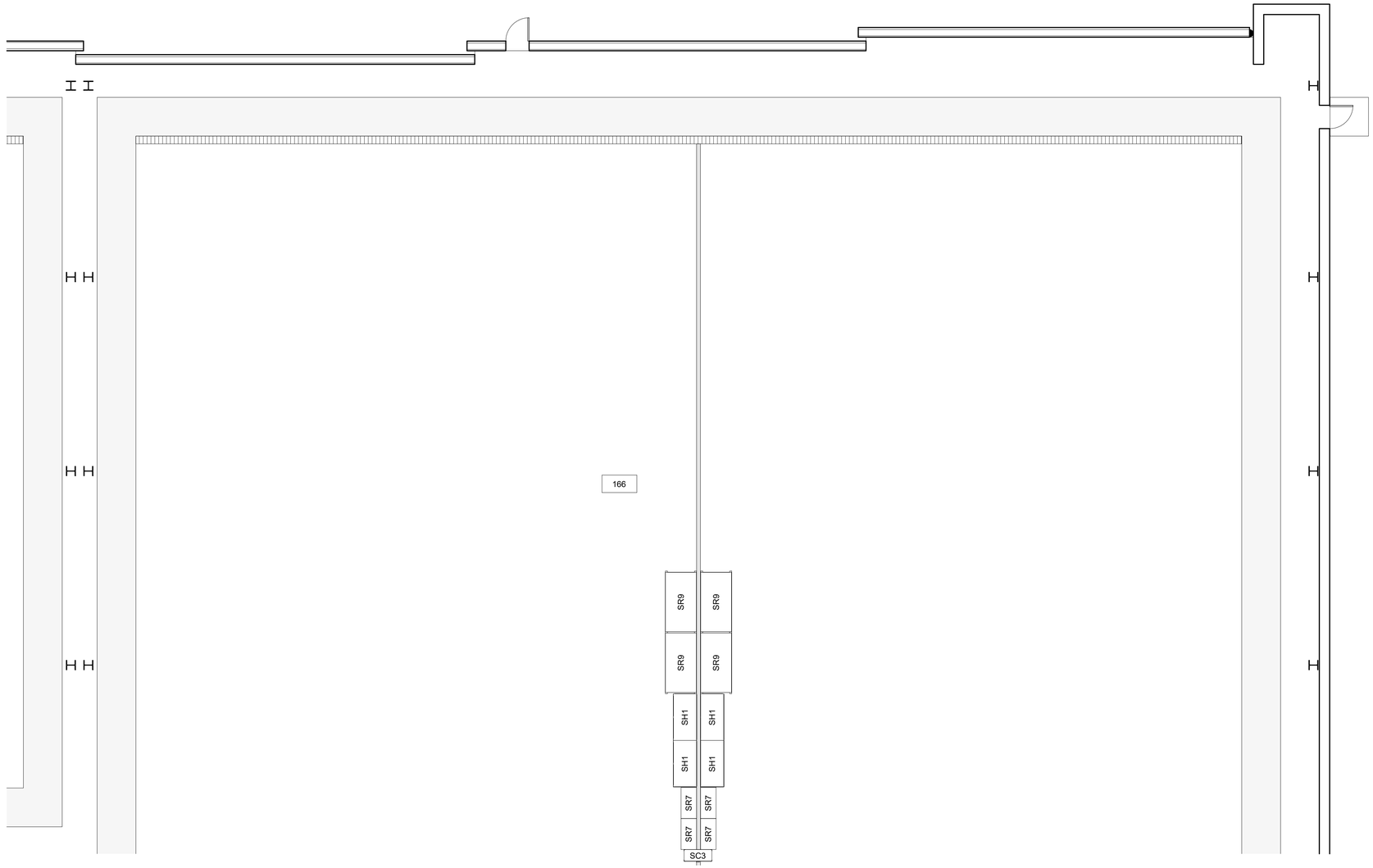

1 / I-108 FF&E FLOOR PLAN - PART "H"

1/8" = 1'-0"

ROOM SCHEDULE	
ROOM NO.	ROOM NAME
100	CORRIDOR
101	TELECOMM ROOM
102	BREAK ROOM
103	ELECTRICAL ROOM
104	MECHANICAL ROOM
105	JANITOR CLOSET
106	MEN'S RESTROOM
107	WOMEN'S RESTROOM
108	FIRE PROTECTION
109	CONTRACTOR LOGISTICS SUPPORT (CLS)
110	POL OFFICE
111	CORRIDOR
112	TEST PILOTS
113	ALSE SHOP
114	LOGISTICS ASSISTANCE REPRESENTATIVES (LARS)
115	SAFETY OFFICE
116	PRODUCTION CONTROL
116A	ULLS-A
116B	PRODUCTION CONTROL OFFICE
117	QUALITY CONTROL

ROOM SCHEDULE	
ROOM NO.	ROOM NAME
117A	TECHNICAL LIBRARY
117B	QUALITY CONTROL OFFICE
118	MECHANICAL ROOM
119	CORRIDOR
120	NVG SHOP
120A	NVG STORAGE
121	DISTRIBUTED/COMPUTER BASED TRAINING (DT/CBT) ROOM
122	NAVIGATION FLIGHT CONTROL ROOM
123	ELECTRICAL REPAIR SHOP
124	COMM REPAIR SHOP
124A	COMSEC STORAGE
125	AVIONICS
126	TELECOMM ENTRY ROOM (TER)
127	MAIN ELECTRICAL ROOM
128	CORRIDOR
129	AH-64 REPAIR SECTION
130	AIRFRAME REPAIR PLATOON
130A	AIRFRAME REPAIR PLATOON OFFICE
131	UH-60 REPAIR SHOP
132	SPECIAL TOOLS

ROOM SCHEDULE	
ROOM NO.	ROOM NAME
133	TECHNICAL SHOP SUPERVISOR
134	FIRE SUPPRESSION ROOM
135	WEAPONS SYSTEM/FIRE CONTROL REPAIR SHOP
135A	ARMAMENT REPAIR PLATOON OFFICE
135B	ARMS VAULT - AIRCRAFT MOUNTED WEAPONS
136	STRUCTURAL REPAIR SHOP
137	MECHANICAL ROOM
138	TELECOMM ROOM
139	CORRIDOR
140	COMPONENT REPAIR PLATOON
141	POWER PLANT SHOP
142	POWERTRAIN SHOP
142A	NDI TESTING
143	MECHANICAL ROOM
144	COMPRESSOR ROOM
145	CORRIDOR
146	BREAK ROOM
147	RECYCLE STORAGE
148	LACTATION ROOM
149	MEN'S RESTROOM

ROOM SCHEDULE	
ROOM NO.	ROOM NAME
150	JANITOR/STORAGE
151	WOMEN'S RESTROOM
152	CH-47 SPECIAL TOOLS
153	CH-47 REPAIR SECTION
154	TELECOMM ROOM
155	ELECTRICAL ROOM
156	CORRIDOR
157	PNEUDRAULICS
158	FIRE SUPPRESSION
159	UNISEX TOILET
160	AIRCRAFT PARTS SUPPLY
160A	AIRCRAFT PARTS SUPPLY OFFICE
161	MECHANICAL ROOM
162	COVERED STORAGE
163	COMPOSITE/BLADE REPAIR SHOP
164	MECHANICAL ROOM
165	WELDING/MACHINE SHOP

NOTES:

1. DELINEATES EQUIPMENT OR WORK AREA
2. VENDING MACHINE OR REFRIGERATOR AREA
3. SAFETY EQUIPMENT CLEARANCE AREA

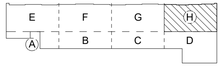

KEY PLAN

GRAPHIC SCALE:

8' 0 8' 16'

SCALE: 1/8" = 1' - 0"

US Army Corps of Engineers ®
MOBILE DISTRICT

MARK	DESCRIPTION	DATE	APPR.

US ARMY CORPS OF ENGINEERS
MOBILE DISTRICT
MOBILE, ALABAMA

DESIGN BY: CGS
DRAWN BY: GRIFFIN
SBMT BY: SMITH
PLOT SCALE: As indicated
SIZE: 22" x 34"
CKD BY: BUSH
PLOT DATE: 2/27/2020 4:09:50 PM
FILE NAME:
ISSUE DATE: OCTOBER 2019
SOLICITATION NO.: -
CONTRACT NO.: -
FILE NUMBER:

DEPARTMENT OF THE ARMY
FACILITIES STANDARDIZATION PROGRAM
AVIATION SUPPORT BATTALION (ASB)
AIRCRAFT MAINTENANCE HANGAR
FF&E FLOOR PLAN - PART "H"

SHEET IDENTIFICATION
I-108
SHEET OF 0